



*Providing a Tradition of Quality
for a Changing World,
One Student at a Time*

Bachelor's Degrees Granted Report ***Degrees Earned 2010-11*** **February 2012**

Augsburg College
Bethany Lutheran College
Bethel University
Carleton College
College of Saint Benedict
College of St. Scholastica
Concordia College, Moorhead
Concordia University, St. Paul
Gustavus Adolphus College
Hamline University
Macalester College
Minneapolis College of
Art and Design
Saint John's University
Saint Mary's University
of Minnesota
St. Catherine University
St. Olaf College
University of St. Thomas

The Minnesota Private College Research Foundation annually reports degrees earned by students attending a Minnesota college or university. This report focuses on bachelor degrees earned by sector. Special focus is given to the proportion of degrees earned by race and gender as well as the top degrees awarded by Minnesota institutions. The analysis compares completions for first majors only.

Here are key highlights:

Total Bachelor's Degrees Earned

- In Minnesota, 32,024 individuals earned bachelor's degrees in 2010-11.
- Minnesota Private College Council (MPCC) member institutions awarded 29% of all bachelor's degrees in the state.
 - This is compared to 33% by MnSCU 4-Year institutions and 30% for the University of Minnesota.
- While MPCC members award a third of all bachelor's degrees, degrees awarded in physical sciences, math, biology, foreign languages, business and public administration are awarded in greater proportion.

Bachelor's Degrees Earned by Students of Color

- Of all bachelor's degrees earned by students of color, 27% were from MPCC members compared to 35% at the University of Minnesota and 31% at MnSCU 4-Year institutions.
- Students of color made up 12% of all earned bachelor's degrees from MPCC members compared to 15% of those earned at the University of Minnesota and 12% at MnSCU 4-Year.

Bachelor's Degrees by Gender

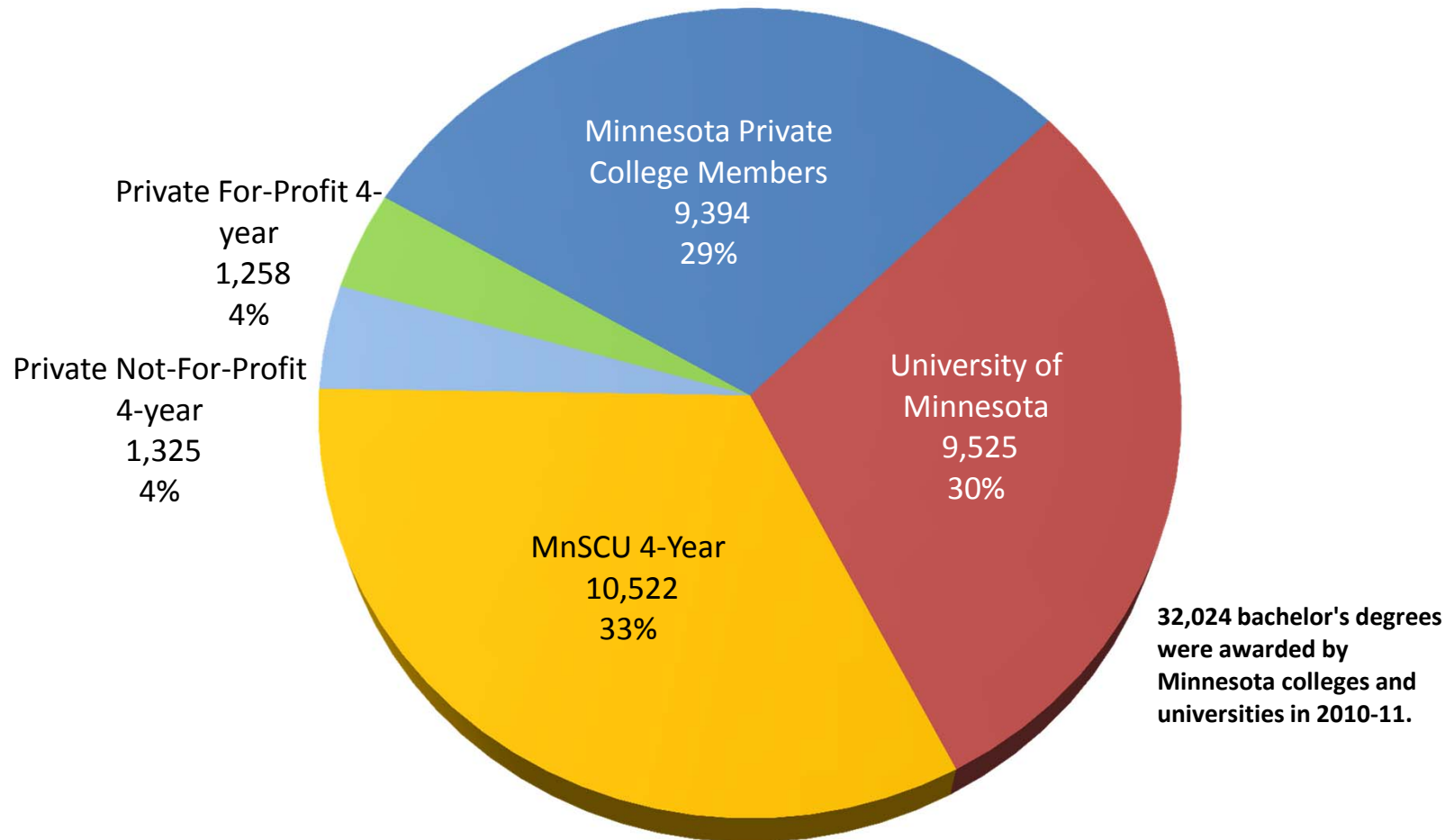
- 56% of all bachelor's degrees were earned by women.
 - 60% of bachelor degrees from MPCC members were earned by women.
- Top degrees for women were in business, health professions, education, psychology and biology.
- Top degrees for men were in business, social sciences, engineering, biology and visual and visual and performing arts.

Bremer Tower
445 Minnesota Street, Suite 500
St. Paul, MN 55101

Phone: (651) 228-9061
Fax: (651) 228-0379

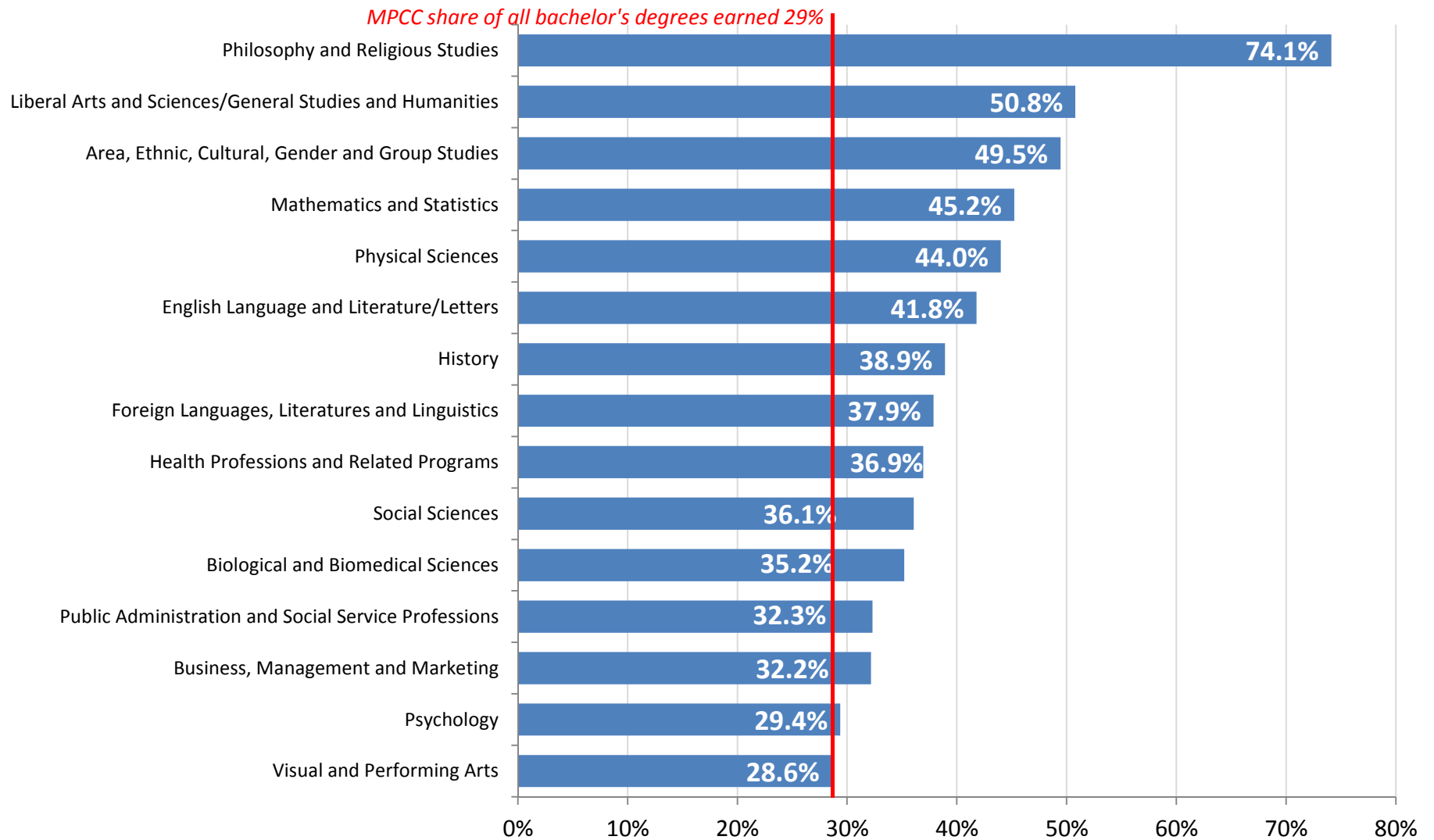
colleges@mnprivatecolleges.org
www.mnprivatecolleges.org

Bachelor's Degrees Earned by Sector 2010-2011



Source: Minnesota Private College Research Foundation analysis of NCES, IPEDS 2010-11.
Note: Does not include bachelor's degrees earned from online schools.

MPCC Share of Bachelor's Degrees Earned in Minnesota within Select Majors, 2010-11



Source: Minnesota Private College Research Foundation analysis of NCES, IPEDS 2010-11.

Note: Does not include bachelor's degrees earned from online schools.

Proportion of Bachelor's Degrees Awarded by MPCC Members by Discipline
Sorted by total awarded in Minnesota

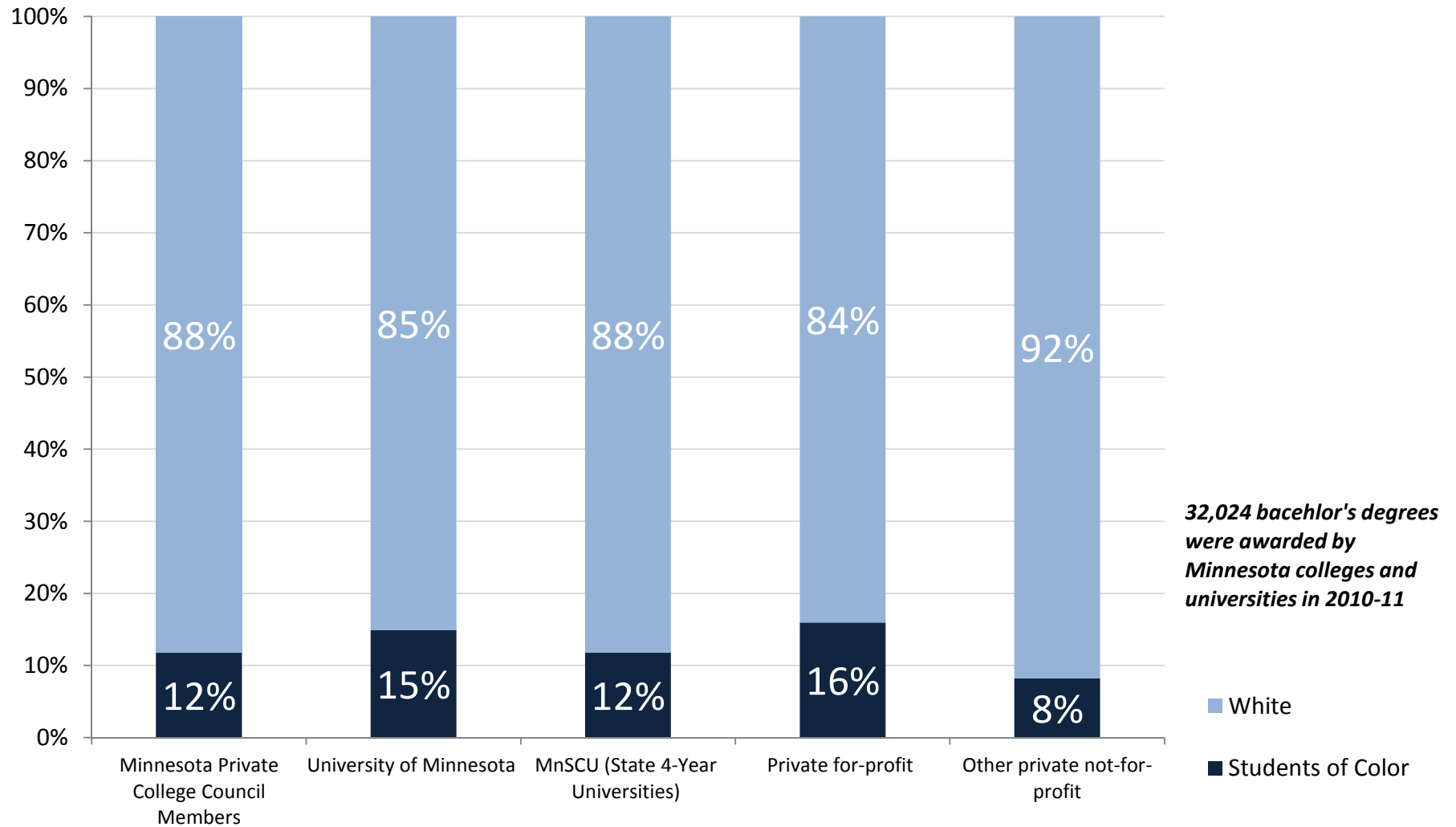
Bachelor Degree Field	Bachelor's Degrees Earned		MPCC Percent of Total
	Minnesota	MPCC	
Business, Management and Marketing	6,550	2,107	32%
Education *	2,618	520	20%
Social Sciences	2,528	912	36%
Health Professions and Related Programs	2,309	853	37%
Biological and Biomedical Sciences	2,102	740	35%
Psychology	1,907	560	29%
Visual and Performing Arts	1,786	511	29%
Communication- Journalism- and Related Programs	1,554	384	25%
Engineering	1,103	71	6%
English Language and Literature/Letters	1,041	435	42%
Multi/Interdisciplinary Studies	995	178	18%
Parks- Recreation- Leisure and Fitness Studies	834	146	18%
Physical Sciences	718	316	44%
Homeland Security- Law Enforcement- Firefighting- and Related Protective Service	716	79	11%
Computer and Information Sciences and Support Services	715	126	18%
Public Administration and Social Service Professions	619	200	32%
Foreign Languages, Literatures and Linguistics	594	225	38%
History	478	186	39%
Mathematics and Statistics	451	204	45%
Natural Resources and Conservation	387	102	26%
Theology and Religious Vocations	383	70	18%
Philosophy and Religious Studies	286	212	74%
Agriculture- Agriculture Operations and Related Sciences	231	-	0%
Family and Consumer Sciences/Human Sciences	211	38	18%
Area, Ethnic, Cultural, Gender and Group Studies	184	91	49%
Engineering Technologies and Engineering-related Fields	140	11	8%
Architecture and Related Services	138	-	0%
Liberal Arts and Sciences/General Studies and Humanities	124	63	51%
Legal Professions and Studies	115	31	27%
Communications Technologies/Technicians and Support Services	67	18	27%
Transportation and Materials Moving	61	-	0%
Personal and Culinary Services	45	-	0%
Construction Trades	29	-	0%
Precision Production	5	5	100%

* Many MPCC members do not have an education major, but provide a route to education licensure after a degree is earned in another major. The 520 degrees listed above denote only those earning an education degree, but not al who are pursuing careers in teaching.

Source: Minnesota Private College Research Foundation analysis of NCES, IPEDS 2010-11.

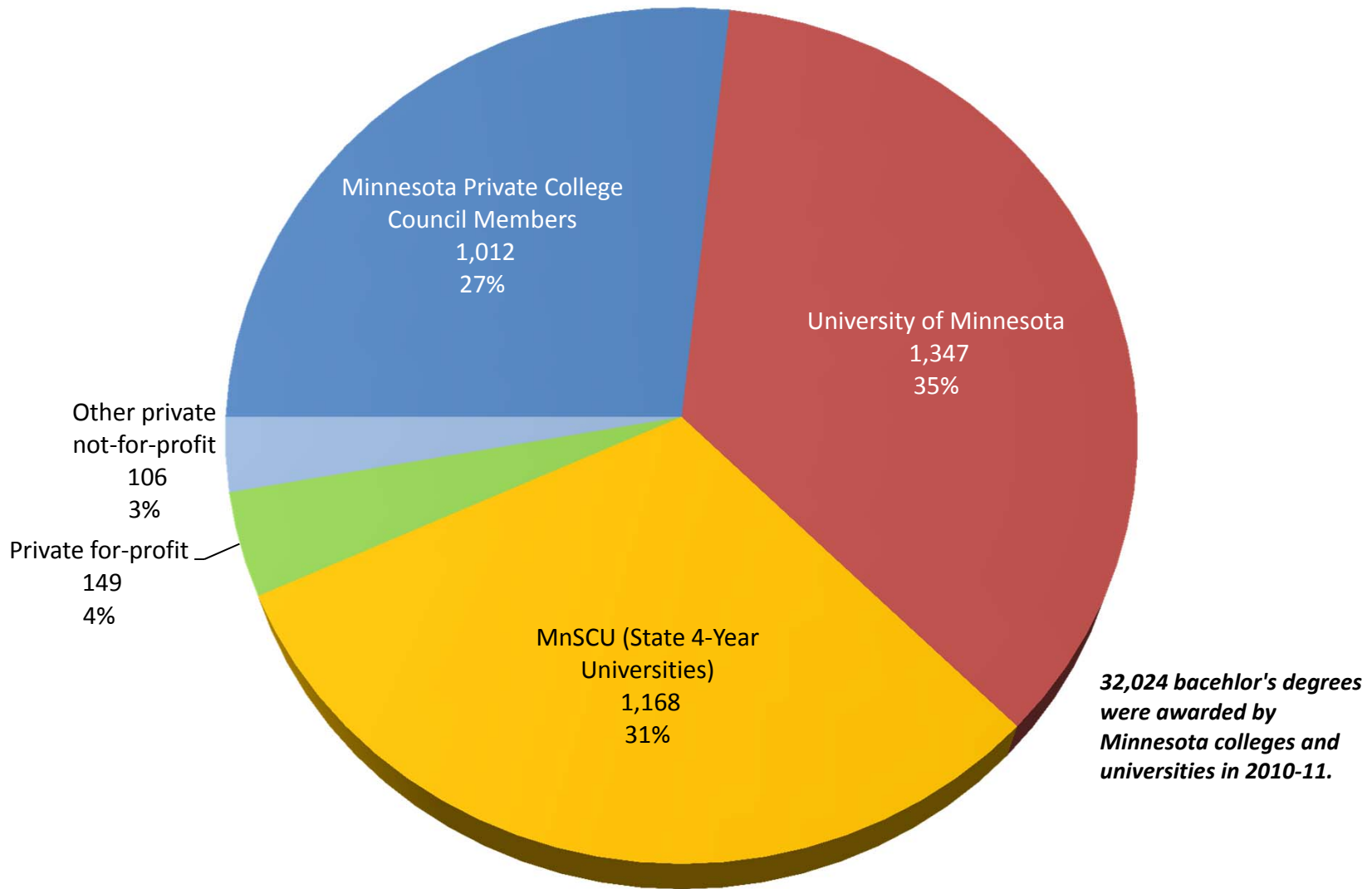
Note: Does not include bachelor's degrees earned from online schools.

Percent of Bachelor's Degrees Earned by Students of Color Within Sector, 2010-11



Source: Minnesota Private College Research Foundation analysis of NCES, IPEDS 2010-11.
 Note: Does not include bachelor's degrees earned from online schools.

Students of Color Earning Bachelor's Degrees by Sector 2010-11

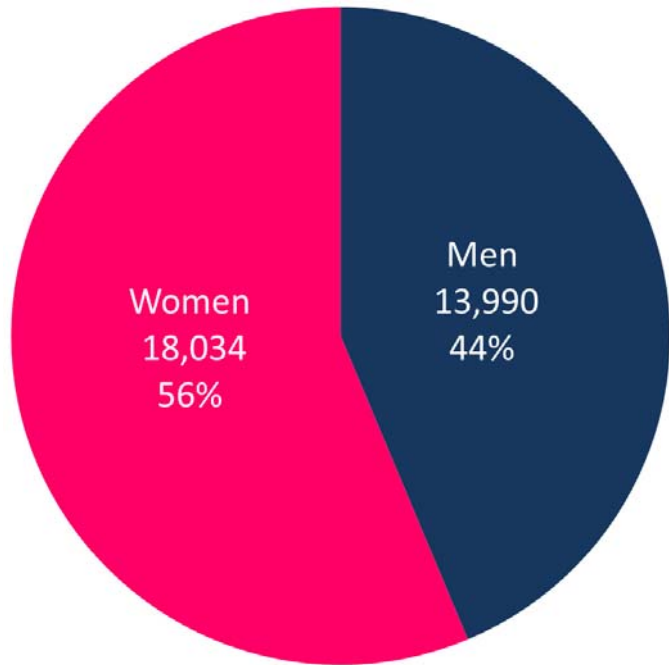


Source: Minnesota Private College Research Foundation analysis of NCES, IPEDS 2010-11.

Note: Does not include bachelor's degrees earned from online schools.

Bachelor's Degrees Earned in Minnesota: Percent by Gender, 2010-11

Distribution of All Bachelor's Degrees by Gender



Top Bachelor's Degrees Earned in Minnesota

1. Business Management/Marketing
2. Education
3. Social Sciences
4. Health Professions
5. Biological and Biomedical Sciences
6. Psychology
7. Visual and Performing Arts
8. Communication or Journalism
9. Engineering
10. English Language and Literature/Letters

- Men:
1. Business Management/Marketing
 2. Social Sciences
 3. Engineering
 4. Biological and Biomedical Sciences
 5. Visual and Performing Arts

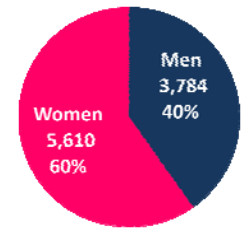
- Women:
1. Business Management/Marketing
 2. Health Professions
 3. Education
 4. Psychology
 5. Biological and Biomedical Sciences

Minnesota Private College Council

Member Institutions

Top Bachelor's Degrees Earned

1. Business or Management/Marketing
2. Social Sciences
3. Health Professions
4. Biological and Biomedical Sciences
5. Psychology



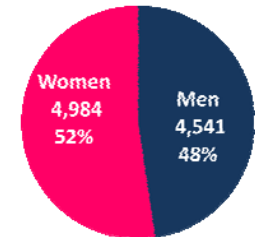
- Men:
1. Business or Management/Marketing
 2. Social Sciences
 3. Biological and Biomedical Sciences
 4. Physical Sciences
 5. Visual and Performing Arts

- Women:
1. Business or Management/Marketing
 2. Health Professions
 3. Biological and Biomedical Sciences
 4. Social Sciences
 5. Psychology

University of Minnesota

Top Bachelor's Degrees Earned

1. Social Sciences
2. Business or Management/Marketing
3. Engineering
4. Biological and Biomedical Sciences
5. Psychology



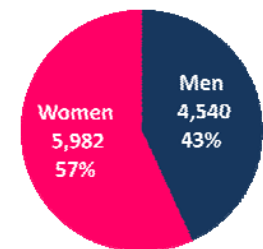
- Men:
1. Engineering
 2. Social Sciences
 3. Business or Management/Marketing
 4. Biological and Biomedical Sciences
 5. Computer and Information Sciences

- Women:
1. Social Sciences
 2. Psychology
 3. Business or Management/Marketing
 4. Biological and Biomedical Sciences
 5. Education

MnSCU 4-Year

Top Bachelor's Degrees Earned

1. Business or Management/Marketing
2. Education
3. Health Professions
4. Communication or Journalism
5. Homeland Security/Law Enforcement



- Men:
1. Business or Management/Marketing
 2. Homeland Security/Law Enforcement
 3. Education
 4. Social Sciences
 5. Communication or Journalism

- Women:
1. Business or Management/Marketing
 2. Education
 3. Health Professions
 4. Psychology
 5. Communication or Journalism

Source: Minnesota Private College Research Foundation analysis of NCES, IPEDS 2010-11.

Note: Does not include bachelor's degrees earned from online schools.