

The Facts/2011

Facts to remember about Minnesota's Private Colleges

92%

Share of our students who receive scholarships and grants that they do not have to pay back

About half

Share of the posted tuition amount at our colleges that the average family actually pays

20%

Share of our students who are "first-generation," meaning that neither of their parents completed college

Fewer than 20

Number of students in an average class at our colleges

1st

Rank of our graduation rate in the Midwest

For more information on these and other facts visit www.mnprivatecolleges.org/research/facts



Students

- **Total enrollment — undergraduate and graduate — Fall 2010 = 60,324**
-

	UNDERGRAD	GRADUATE
Augsburg College	3,153	920
Bethany Lutheran College	607	—
Bethel University	3,392	1,005
Carleton College	1,991	—
College of Saint Benedict	2,082	—
The College of St. Scholastica	2,856	1,042
Concordia College, Moorhead	2,784	26
Concordia University, St. Paul	1,727	1,116
Gustavus Adolphus College	2,424	—
Hamline University	1,982	3,021
Macalester College	2,033	—
Minneapolis College of Art and Design	687	59
Saint John's University	1,932	104
Saint Mary's University of Minnesota	2,114	3,944
St. Catherine University	3,830	1,498
St. Olaf College	3,156	—
University of St. Thomas	6,274	4,565
Total	43,024	17,300

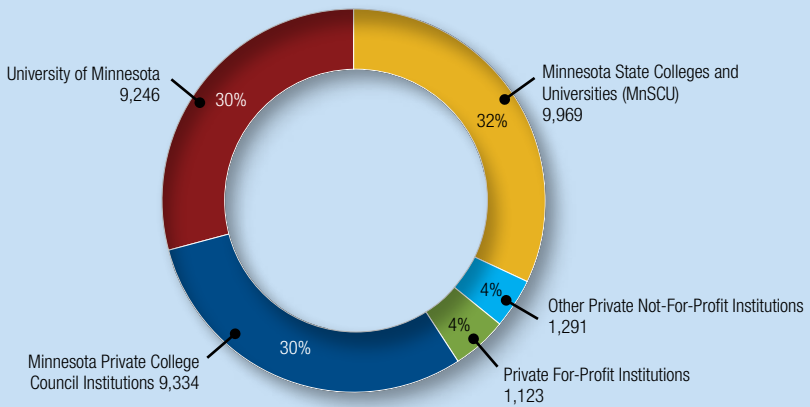
- **Minnesota's Private Colleges¹ educate one out of every four undergraduates (27%) enrolled at a four-year institution.**
-
- **More than 3,000 students are enrolled in non-traditional undergraduate programs at our colleges.**
 - Ten of our colleges and universities offer non-traditional weekend, evening and online programs to meet the changing needs of all types of learners.
-
- **More than 13,400 students from other states and nations are undergraduate students at our colleges; they make up about one-third of our undergraduates.**
-
- **Students pursue 137 undergraduate majors and 120 post-baccalaureate education programs.**
-

¹ Minnesota's Private Colleges are the 17 member institutions of the Minnesota Private College Council

Degrees Granted

- **Our institutions award 30% of all baccalaureate degrees in Minnesota, with 9,334 bachelor's degrees awarded in 2009-2010.**
 - Our share of baccalaureate degrees for specific areas of study:
 - 50% of physical science degrees
 - 46% of math and statistics degrees
 - 44% of history degrees
 - 40% of health profession degrees
 - 36% of foreign language degrees
 - 36% of biological science degrees
 - 34% of business degrees
-

Sources of Bachelor's Degrees: 2009-2010



- **Our institutions award 44% of all master's degrees in Minnesota, with 4,638 master's degrees/certificates awarded in 2009-2010.**
 - Our share of master's degrees for specific areas of study:
 - 59% of education degrees
 - 53% of theology degrees
 - 50% of business and management degrees
 - 50% of public administration degrees
 - 32% of health profession degrees
-

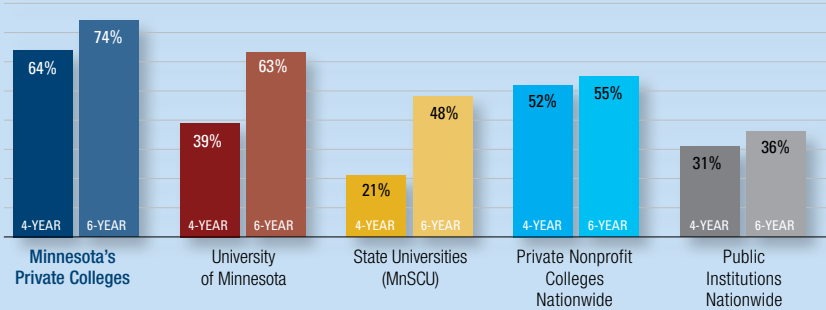
Diversity

- **More than 18% of new entering students come from under-represented groups, exceeding Minnesota's overall racial and ethnic demographics.**
 - Almost 8,000 students of color, excluding international students, enroll at Minnesota's Private Colleges.
 - **Our institutions have the highest graduation rate in the state among students of color, with 52% graduating within four years and 63% graduating within six years.**
 - Our institutions graduate 28% of Minnesota's baccalaureates of color.
 - **Our diversity is growing: Enrollment of undergraduates of color grew more than 112% over 10 years, while white non-Hispanic enrollment grew less than 2%.**
-

Excellence

- **Our focus is on excellence in undergraduate teaching and learning.**
 - Courses are taught by highly qualified faculty — 78% of full-time faculty members hold doctorates or other terminal degrees in their field.
 - We have one professor for every 12 students.
 - 58% of classes have less than 20 students.
- **64% of our bachelor's degree-seeking students graduate within four years and 74% graduate within six years. These are the best rates in the state.**
- **The graduation rate of Minnesota's nonprofit colleges is the highest in the Midwest—higher than the region's public systems as well as the other states' nonprofit colleges.**
 - Looking nationally, the graduation rate of Minnesota's nonprofit colleges ranks fifth.

Graduation Rates
Minnesota Institutions and National Comparisons



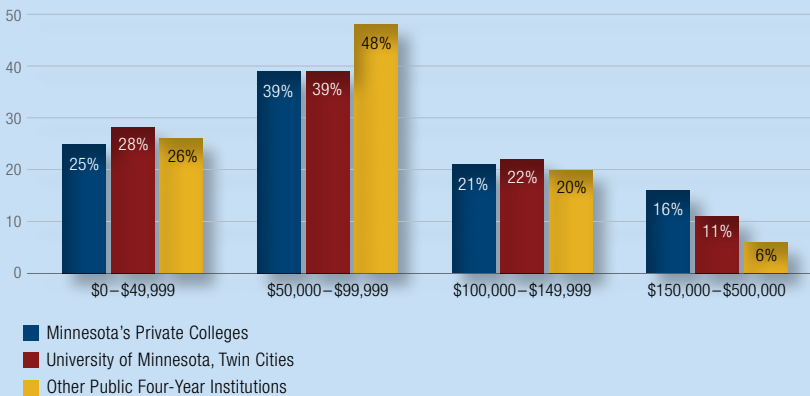
Percent of Students Completing a Bachelor's Degree (Full-time, first-time undergraduates who began a program in 2003)
Source: U.S. Department of Education, IPEDS Cohort.

- **Our students receive national and international recognition. Recent awards from the last five years include:**
 - 5 Rhodes Scholars
 - 1 Truman Scholar
 - 20 Goldwater Scholars
 - 8 Watson Fellows
 - 44 Fulbright Student Scholars
- **93 National Science Foundation research awards are active at our institutions, generating more than \$26.5 million in research support.**
- **24% of our alumni pursue graduate-level education immediately upon earning their bachelor's degrees.**
 - Of individuals who earned their baccalaureate degrees from any Minnesota institution and then went on to earn a doctorate, 52% earned their baccalaureate degrees from one of Minnesota's Private Colleges.
- **78% of alumni say their private college professors challenged them and personally helped them meet the challenge — compared to 39% of public institution alumni.**
- **89% of our graduates benefited from experiential learning through study abroad, other off-campus study, faculty-directed research and internships.**
- **97% of our graduates believe the amount they or their families paid for college was "worth it."**

Access

- **25% of private college students come from families with incomes below \$50,000 — about the same proportion as at the University of Minnesota.**
 - 35% of our Minnesota undergraduates are Minnesota State Grant recipients and 23% of all undergraduates are federal Pell Grant recipients.
- **Thanks to financial aid, the average amount that families actually pay for tuition is considerably less than the posted price — about half.**
 - The most recent figure for the average amount our colleges award a year in scholarships and grants was \$16,334. With tuition and fees that year averaging \$29,506, the typical family had 55% of its tuition costs covered by scholarships and grants.
- **Our institutions award more than \$374 million in institutional grants and scholarships, plus an additional \$16 million in private grants and scholarships.**
 - 92% of our undergraduates receive grants and scholarships that do not have to be paid back.
- **20% of our students are “first-generation,” meaning that neither of their parents completed college.**

Minnesota College Students by Parent Income



Source: Minnesota Private College Research Foundation analysis of U.S. Department of Education, National Center for Education Statistics, 2007-08 National Postsecondary Student Aid Study (NPSAS:08).

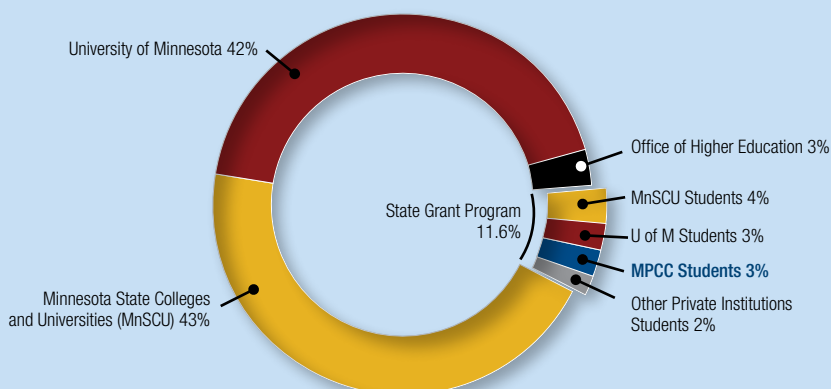
Economic Benefits

- **Minnesota's Private Colleges add more than \$1.3 billion annually to Minnesota's economy through direct operating and capital expenditures.**
- **We employ 13,400 faculty and staff.**
 - We rank 8th among Minnesota private sector employers, when considering our total number of employees. We rank 11th among all employers, public and private.
- **65% of our most recent graduates, regardless of their home state, stay in Minnesota, adding to the quality of the state's workforce and tax base.**

Minnesota Impact

- While our students make up almost 1/3 of all baccalaureate graduates in the state, they benefit from a small share — just 3% — of public spending on higher education.

State Spending for Higher Education
Fiscal Year 2009–2010 (\$1.45 Billion)



- It would cost the state of Minnesota an estimated \$297 million each year in institutional subsidies if private colleges didn't exist and our students enrolled instead in public institutions.
- Alumni from our schools who were recipients of need-based state aid achieve similar income and employment levels as students who didn't receive need-based aid, one year following graduation.
- All of our institutions are committed to helping Minnesota K-12 students overcome barriers to higher education. Six of our schools serve more than 2,000 students striving for academic success in federally funded TRIO programs. Other efforts to help youth overcome barriers to higher education include teacher preparation programs and K-12 partnerships. For more information on other efforts targeting low-income Minnesotans, visit www.mnprivatecolleges.org/diversity/access-programs.

Global Reach

- More than 1,800 international students study at our colleges and universities.
 - We enroll 39% of the international full-time freshmen enrolled in Minnesota.
- All of our member colleges are committed to international experiences.
 - More than 4,600 students from our 17 schools studied abroad last year — that's nearly three of every five Minnesota college students who study abroad.
 - Seven member institutions rank nationally for study abroad participation.

Board of Directors 2011

College Presidents

Paul C. Pribbenow
Augsburg College

Dan R. Bruss
Bethany Lutheran College

Jay Barnes
Bethel University

Steven G. Poskanzer
Carleton College

MaryAnn Baenninger
College of Saint Benedict

Larry Goodwin
The College of St. Scholastica

William J. Craft
Concordia College

Thomas K. Ries
Concordia University, St. Paul

Jack R. Ohle
Gustavus Adolphus College

Linda N. Hanson
Hamline University

Brian Rosenberg
Macalester College

Jay Coogan
Minneapolis College
of Art and Design

Reverend Robert Koopmann, OSB
Saint John's University

Brother William Mann, FSC
Saint Mary's University
of Minnesota

Sister Andrea J. Lee, IHM
St. Catherine University

David R. Anderson
St. Olaf College

Reverend Dennis Dease
University of St. Thomas

Business and Community Members

Paul Cerkvenik
Minnesota Private College Council,
Fund and Research Foundation

Paul Erdahl

Joe Graba
Education|Evolving

James Green
Kemps LLC

Louis S. Johnson, II

Robert M. Mattison
Retired, Graco Inc.

Russell Michaletz
Deloitte Tax LLP

Tim Morin

Laurie Nordquist
Wells Fargo

Beth Sparboe Schnell
Sparboe Companies

David Sparby
Xcel Energy

David Swanson
US Bank

Jean Taylor
Performance Unlimited

Loanne Thrane

Robert Vanasek
Robert Vanasek & Associates

Edward T. Wahl
Faegre & Benson LLP

 MINNESOTA PRIVATE COLLEGE COUNCIL

Bremer Tower
445 Minnesota Street, Suite 500
St. Paul Minnesota 55101

Phone: 651-228-9061
Toll-free: 800-774-2655
E-mail: colleges@mnprivatecolleges.org
Web: www.mnprivatecolleges.org

The Minnesota Private College Council represents 17 nonprofit colleges and universities. For more information on the Council and its members, visit www.mnprivatecolleges.org. While at our website consider signing up for our monthly newsletter, with updates and ongoing analysis of education trends.