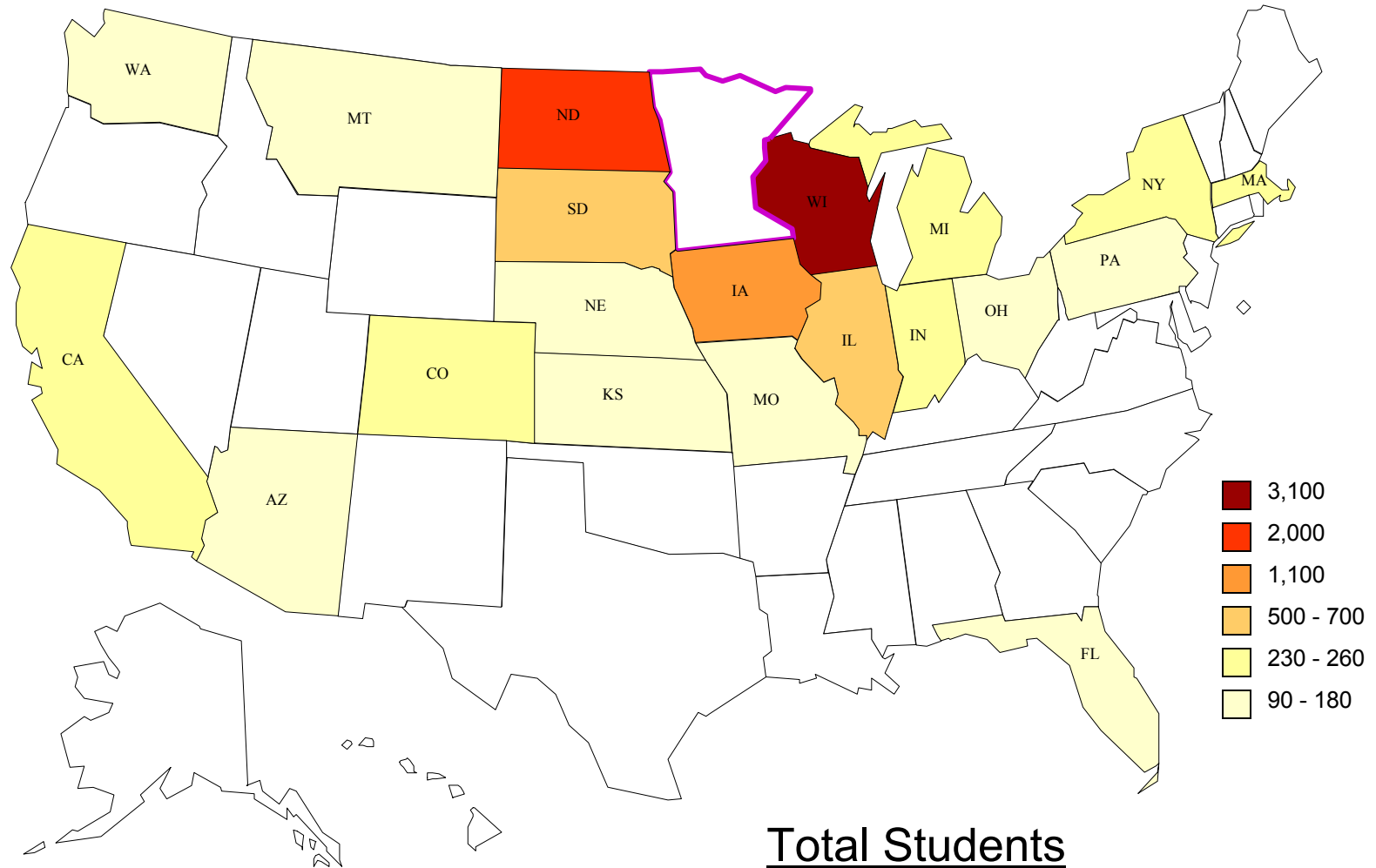


Table 4. IPEDS Results: Net Inflow of Full Time Freshmen Students to Minnesota, by State and Type of 4-Year Institution, Fall 2004

Students Attending Private Non-Profits		Students Attending Publics		Total 4-Year Public & Private	
IA	-456	ND	-1,377	ND	-1,235
MA	-194	WI	-339	IA	-758
IL	-165	IA	-302	SD	-226
NY	-156	SD	-196	IN	-204
IN	-144	AZ	-167	MA	-195
CA	-114	CO	-162	NY	-178
DC	-73	MI	-137	CO	-154
FL	-58	MT	-110	AZ	-144
OH	-49	KS	-102	CA	-121
PA	-44	IN	-60	OH	-100
UT	-37	OH	-51	MI	-92
NC	-33	MO	-39	KS	-81
MO	-32	WA	-30	FL	-73
SD	-30	UT	-28	DC	-73
TN	-28	NY	-22	MO	-71
CT	-25	MD	-17	UT	-65
RI	-24	SC	-16	MT	-43
GA	-17	FL	-15	NC	-42
NH	-17	VA	-15	PA	-41
VA	-16	NM	-14	TN	-38
ME	-16	HI	-13	WA	-35
HI	-13	KY	-13	VA	-31
SC	-13	NV	-11	CT	-30
OK	-10	TN	-10	SC	-29
AL	-8	NC	-9	HI	-26
ID	-7	LA	-9	RI	-25
WA	-5	CA	-7	ME	-21
LA	-3	VT	-7	NH	-19
VT	-3	WY	-6	OK	-14
AR	-2	AL	-6	AL	-14
KY	0	AR	-6	KY	-13
MS	2	OR	-5	LA	-12
WV	2	CT	-5	ID	-11
DE	3	ME	-5	GA	-11
NV	4	OK	-4	VT	-10
NE	5	ID	-4	AR	-8
TX	7	DE	-4	NV	-7
CO	8	MS	-4	IL	-5
NJ	10	NH	-2	NM	-2
NM	12	WV	-2	MS	-2
MD	17	MA	-1	DE	-1
KS	21	RI	-1	WV	0
AZ	23	AK	0	MD	0
AK	23	NE	3	NE	8
OR	33	PA	3	TX	12
MI	45	TX	5	NJ	17
WY	60	GA	6	AK	23
MT	67	NJ	7	OR	28
ND	142	IL	160	WI	37
WI	376			WY	54
SUM	-932	SUM	-3,149	SUM	-4,081

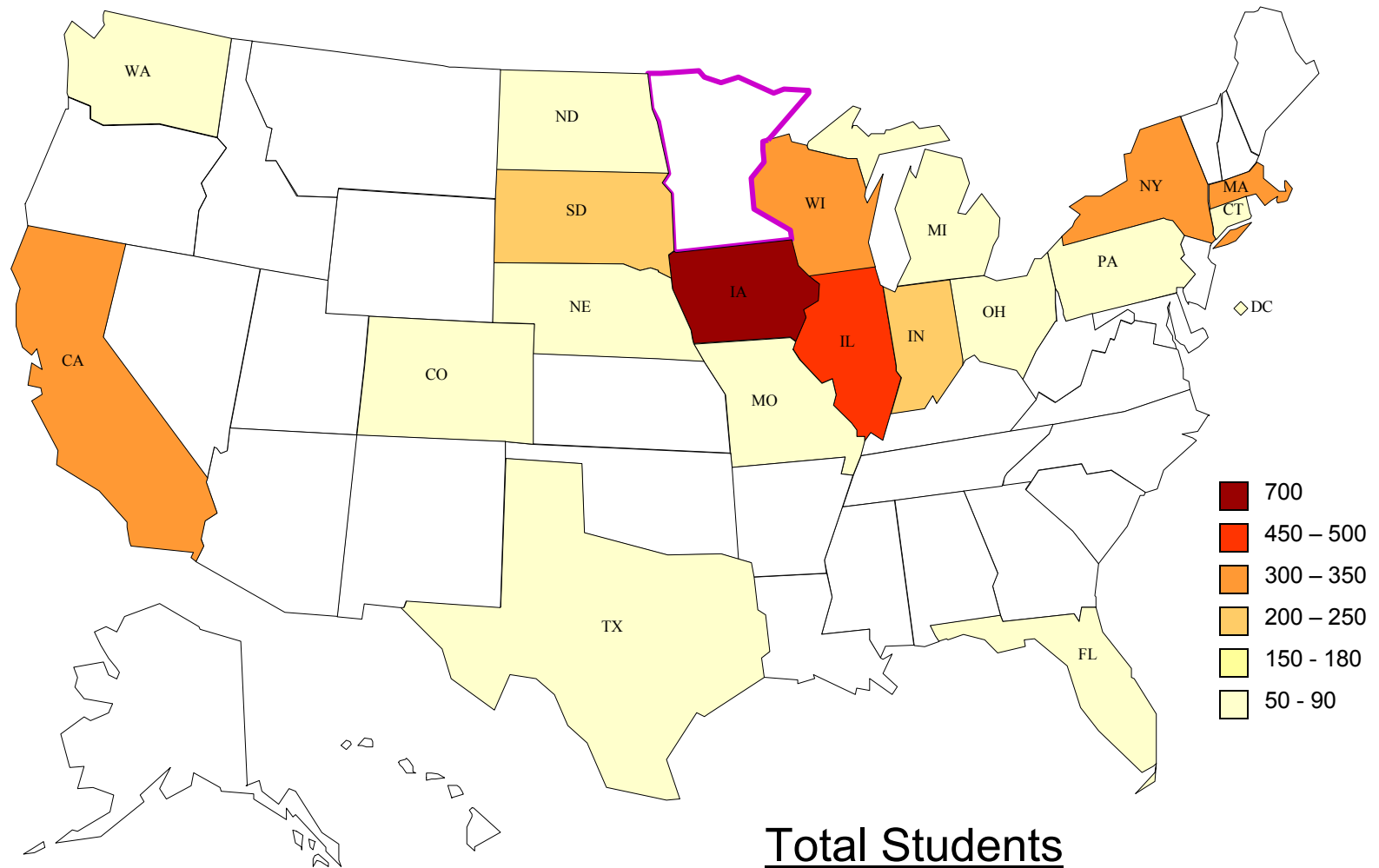
Source: MPCRF analysis of data from IPEDS Enrollment Survey. States with no migrations in or out of Minnesota not shown.

Out-Migration of FT Freshman Minnesota Residents to 4-Year Institutions, Fall 2004 Top 20 Destination States



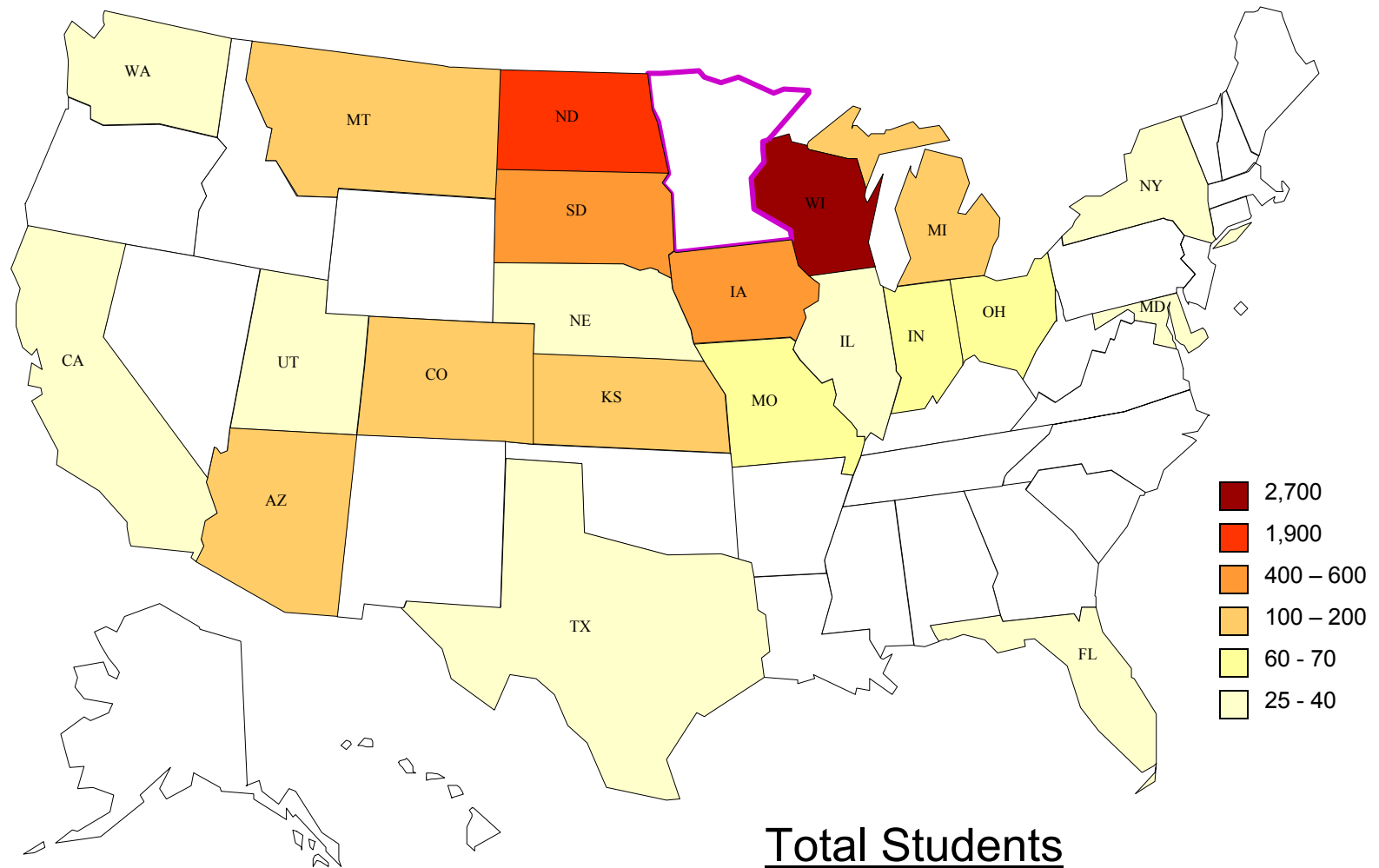
Total Students
Shaded States: 10,099
Other States: 953

Out-Migration of FT Freshman Minnesota Residents to Private Non-Profit 4-Year Institutions, Fall 2004 Top 20 Destination States



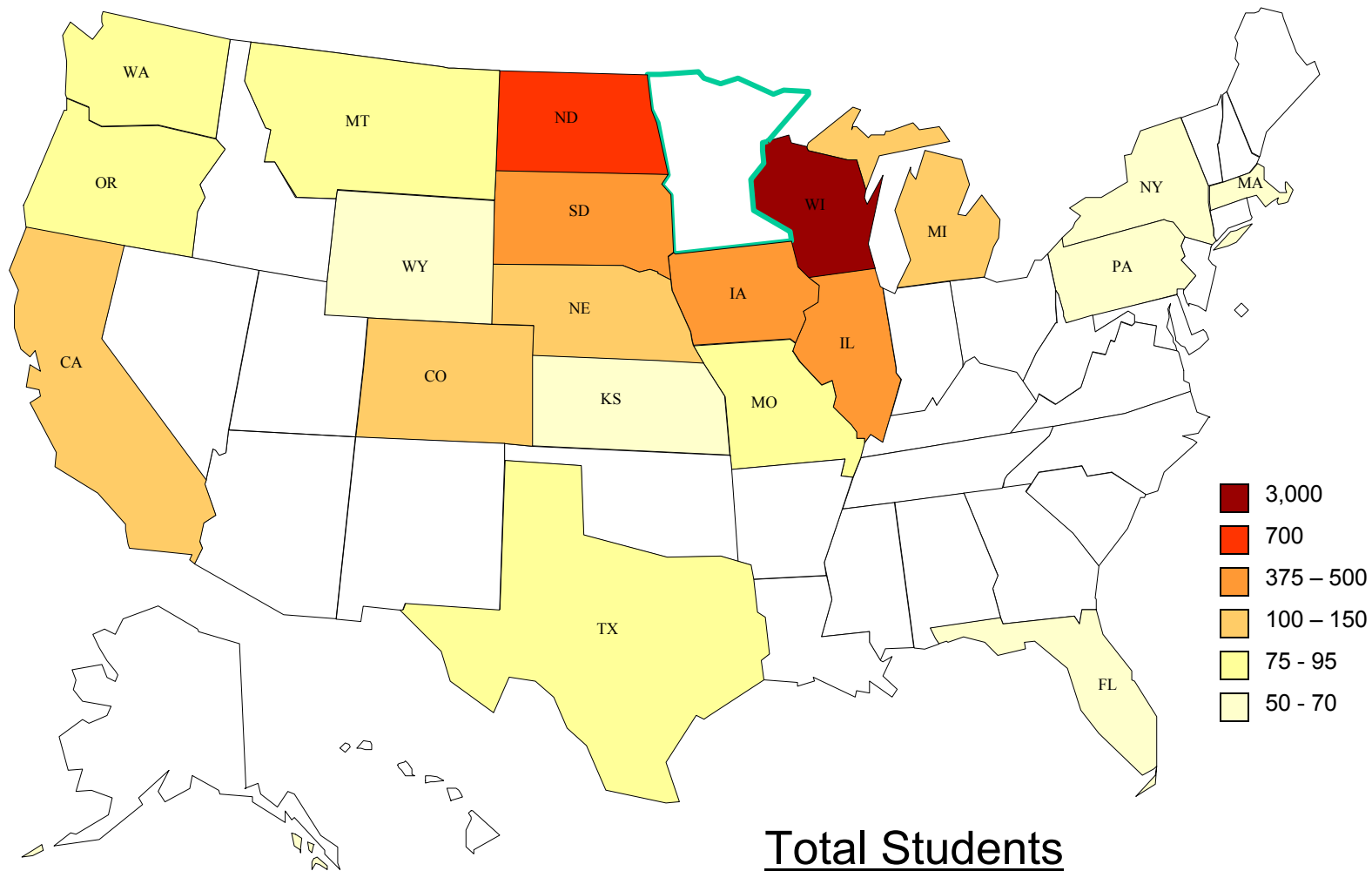
Total Students
 Shaded States: 3,371
 Other States: 486

Out-Migration of FT Freshman Minnesota Residents to **Public** 4-Year Institutions, Fall 2004 Top 20 Destination States



Total Students
Shaded States: 6,933
Other States: 262

In-Migration of FT Freshman to Minnesota 4-Year Institutions, Fall 2004 Top 20 States of Residence

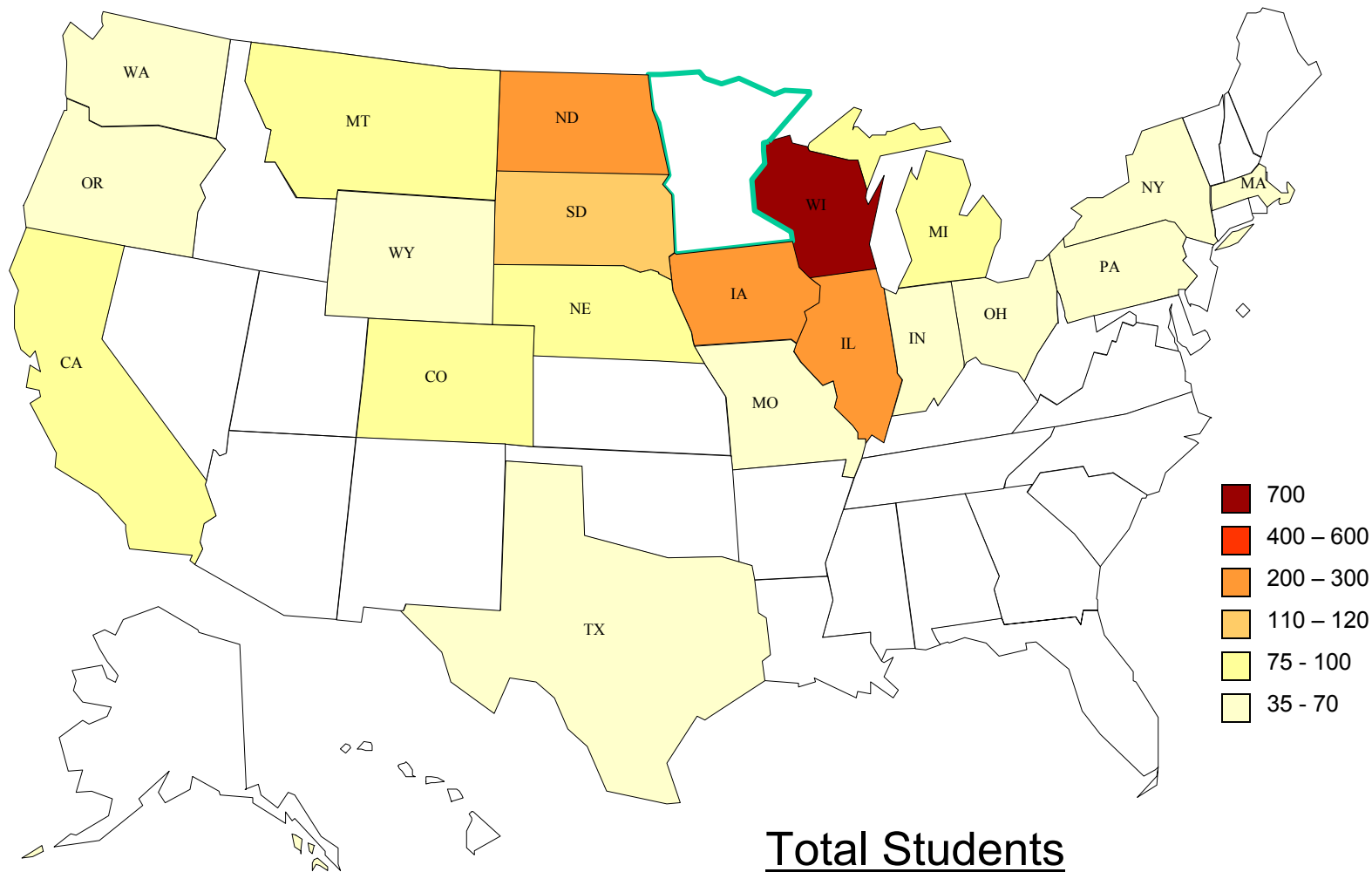


Total Students
Shaded States: 6,497
Other States: 474

In-Migration of FT Freshman to Minnesota

Private Non-Profit 4-Year Institutions, Fall 2004

Top 20 States of Residence

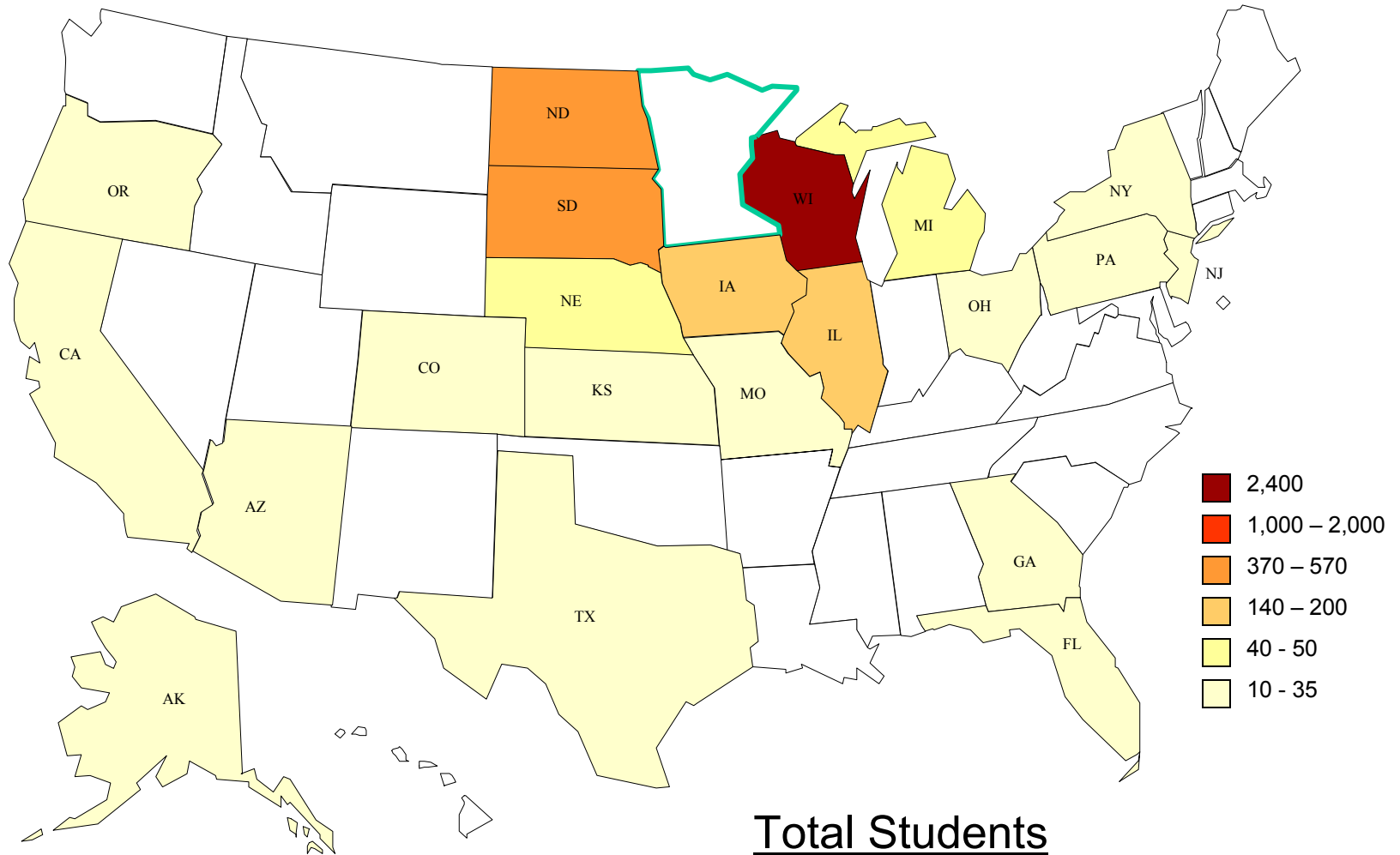


Total Students
Shaded States: 2,561
Other States: 364

In-Migration of FT Freshman to Minnesota

Public 4-Year Institutions, Fall 2004

Top 20 States of Residence



Total Students
Shaded States: 3,971
Other States: 75