

2018 Outcomes: Graduation Data by Pell Status for First-time and Non-first-time Students

February 2020

This report examines outcome measures from the Integrated Postsecondary Data System (IPEDS) for the 2010-11 academic year cohort. Student outcomes are aggregated by Pell Grant status at entry (received/did not receive), and whether they were full- or part-time (fewer than twelve credit hours) at entry. In addition to reporting on graduation within four, six, and eight years, these data allow us to report on the students who remain enrolled at their institution after eight years without a degree, students who transferred out of an institution at any time during the eight-year period, and students who did not receive a degree whose status is unknown at eight years. The data do not tell us the outcomes for those students who transferred. This report focuses on bachelor's degrees earned.¹

First-time, Full-time Students by Pell Status

- Among first-time students receiving Pell Grants who enrolled full-time at Minnesota Private Colleges, 55% earned a bachelor's degree in four years.
 - This rate ranks first in the country when compared to state-level data for both public and private nonprofit institutions (pages 8-9).
 - By comparison, the rate for these students was 43% at the University of Minnesota and 21% at the Minnesota State universities (page 6).
- The four-year rate for non-Pell full-time students was 71% at Minnesota Private Colleges.
 - This compares to 56% at the University of Minnesota and 26% at the Minnesota State universities.
- At Minnesota Private Colleges, there was a 16 percentage point gap between the rate at which first-time, full-time Pell Grant recipients earned bachelor's degrees in four years, and the rate for first-time, full-time students without Pell Grants.
 - The completion gap between Pell and non-Pell first-time, full-time students was 13 points at the University of Minnesota and six points at the Minnesota State universities.

Non-first-time,² Full-time Students by Pell Status

- Among non-first-time students receiving Pell Grants who enrolled full-time at Minnesota Private Colleges, 58% earned a bachelor's degree in four years.
 - This compares to 62% at the University of Minnesota and 46% at the Minnesota State universities (page 7).

¹ When calculating the percentage of bachelor's degrees earned, students who received a different award from their institution were subtracted from the entering cohort (denominator).

² Includes transfers and re-admits.

- The four-year rates for non-Pell full-time students were 66% at Minnesota Private Colleges, 69% at the University of Minnesota, and 53% at the Minnesota State universities.
- Non-first-time, full-time Pell Grant recipients earned bachelor's degrees in four years at a rate seven percentage points lower than non-Pell students at Minnesota's Private Colleges.
 - The completion gap between Pell and non-Pell non-first-time, full-time students was eight points at the University of Minnesota and seven points at the Minnesota State universities.

A "Snapshot" of Outcomes for Full-time Pell Students

- Pages 4 and 5 of the report show overall student outcomes for first-time and non-first-time students who were full-time at entry and who received Pell Grants. These figures show differences by sector in the rates over eight years of students who transferred out, remained at their institutions, and whose status was unknown, as well as the share of students who earn a bachelor's degree within four, six and eight years.

Outcomes by Sector and Entry Status

First-time Students

Sector	Status at Entry	Cohort*	Bachelor's in	Bachelor's in	Bachelor's in	Still Enrolled at Eight Years	Transferred out Within Eight Years	Status Unknown, No Degree at Eight Years
			Four Years	Six Years	Eight Years			
MN Private Colleges	Full-time, Pell	2,611	55%	65%	66%	0%	21%	13%
	Full-time, non-Pell	6,562	71%	78%	79%	0%	16%	5%
	Part-time, Pell	30	17%	23%	23%	3%	20%	53%
	Part-time, non-Pell	71	28%	39%	42%	0%	18%	39%
	Total	9,274	66%	74%	75%	0%	17%	8%
University of Minnesota	Full-time, Pell	2,193	43%	64%	65%	1%	29%	5%
	Full-time, non-Pell	6,319	56%	74%	76%	0%	21%	3%
	Part-time, Pell	3	0%	0%	33%	0%	67%	0%
	Part-time, non-Pell	30	3%	27%	30%	3%	47%	20%
	Total	8,545	52%	71%	73%	0%	24%	3%
MN State Universities	Full-time, Pell	3,079	21%	43%	45%	1%	34%	20%
	Full-time, non-Pell	5,930	26%	51%	54%	1%	33%	13%
	Part-time, Pell	82	5%	10%	17%	5%	40%	38%
	Part-time, non-Pell	130	6%	15%	18%	3%	46%	32%
	Total	9,221	24%	48%	50%	1%	34%	15%
Total**	Full-time, Pell	8,476	38%	55%	57%	1%	28%	15%
	Full-time, non-Pell	19,496	51%	68%	69%	0%	23%	7%
	Part-time, Pell	143	7%	11%	16%	3%	35%	45%
	Part-time, non-Pell	260	12%	22%	25%	2%	37%	37%
	Total	28,375	47%	63%	65%	1%	25%	10%

Non-first-time Students (Transfers and Re-admits)

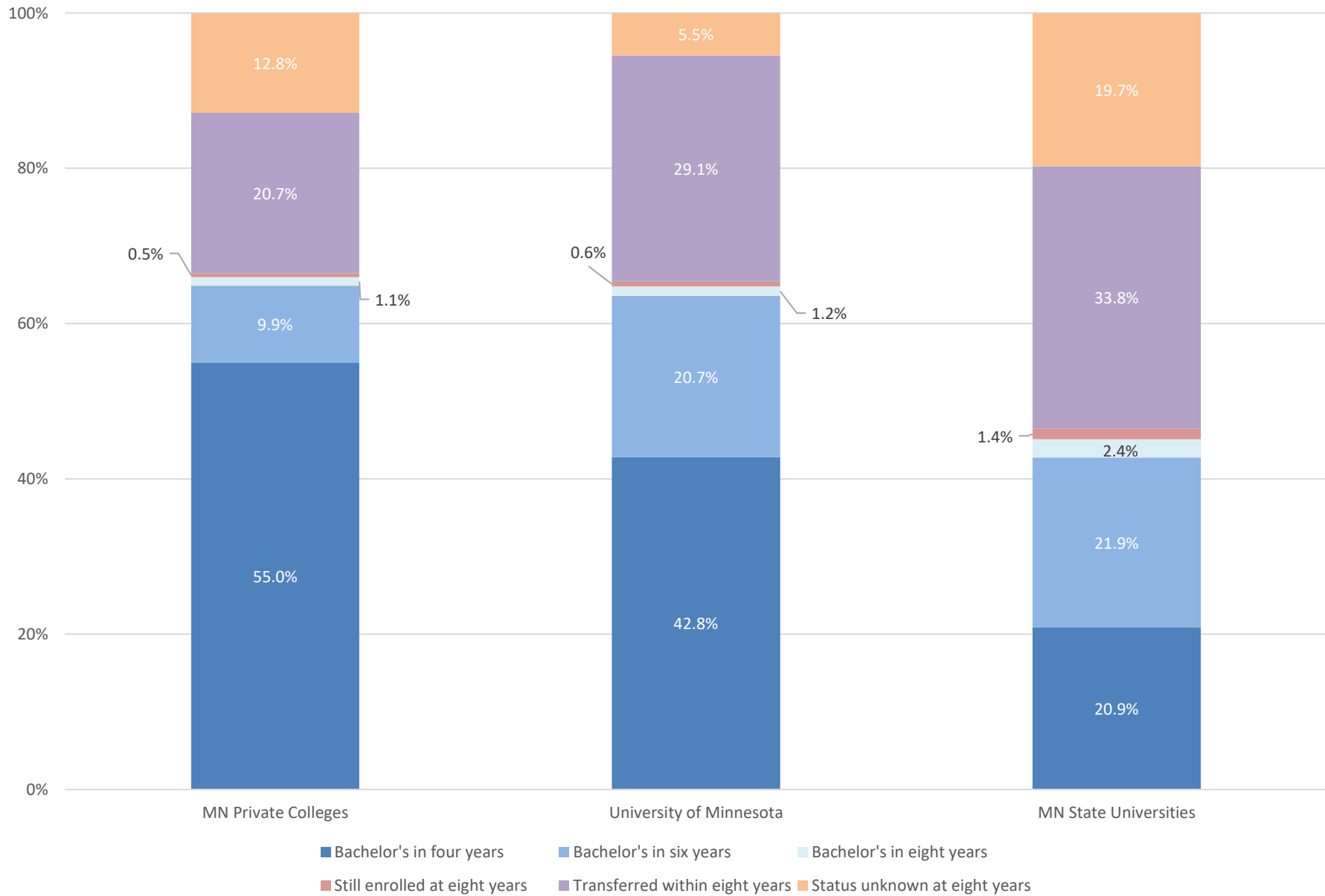
Sector	Status at Entry	Cohort*	Bachelor's in	Bachelor's in	Bachelor's in	Still Enrolled at Eight Years	Transferred out Within Eight Years	Status Unknown, No Degree at Eight Years
			Four Years	Six Years	Eight Years			
MN Private Colleges	Full-time, Pell	1,049	58%	65%	67%	1%	14%	18%
	Full-time, non-Pell	1,535	66%	72%	73%	1%	14%	12%
	Part-time, Pell	350	42%	51%	54%	1%	26%	19%
	Part-time, non-Pell	862	41%	53%	56%	1%	19%	23%
	Total	3,796	56%	64%	66%	1%	16%	17%
University of Minnesota	Full-time, Pell	1,418	62%	67%	68%	0%	27%	4%
	Full-time, non-Pell	2,962	69%	75%	76%	0%	21%	3%
	Part-time, Pell	89	30%	42%	44%	2%	36%	18%
	Part-time, non-Pell	337	34%	44%	47%	0%	41%	12%
	Total	4,806	64%	70%	71%	0%	24%	4%
MN State Universities	Full-time, Pell	2,495	46%	54%	56%	1%	21%	22%
	Full-time, non-Pell	3,441	53%	62%	63%	1%	21%	15%
	Part-time, Pell	1,013	39%	48%	50%	1%	22%	27%
	Part-time, non-Pell	2,148	40%	48%	50%	1%	27%	22%
	Total	9,097	47%	55%	57%	1%	23%	20%
Total**	Full-time, Pell	5,231	53%	59%	61%	1%	21%	17%
	Full-time, non-Pell	8,232	61%	68%	70%	0%	19%	11%
	Part-time, Pell	1,567	38%	47%	50%	1%	23%	25%
	Part-time, non-Pell	3,529	39%	48%	50%	1%	26%	23%
	Total	18,559	53%	60%	62%	1%	22%	16%

Source: U.S. Department of Education, IPEDS 2010-11 Cohort

*Note: Cohort consists of the IPEDS adjusted cohort minus students receiving awards other than a bachelor's degree from the same institution within eight years.

**Total includes eleven other non-profit private institutions.

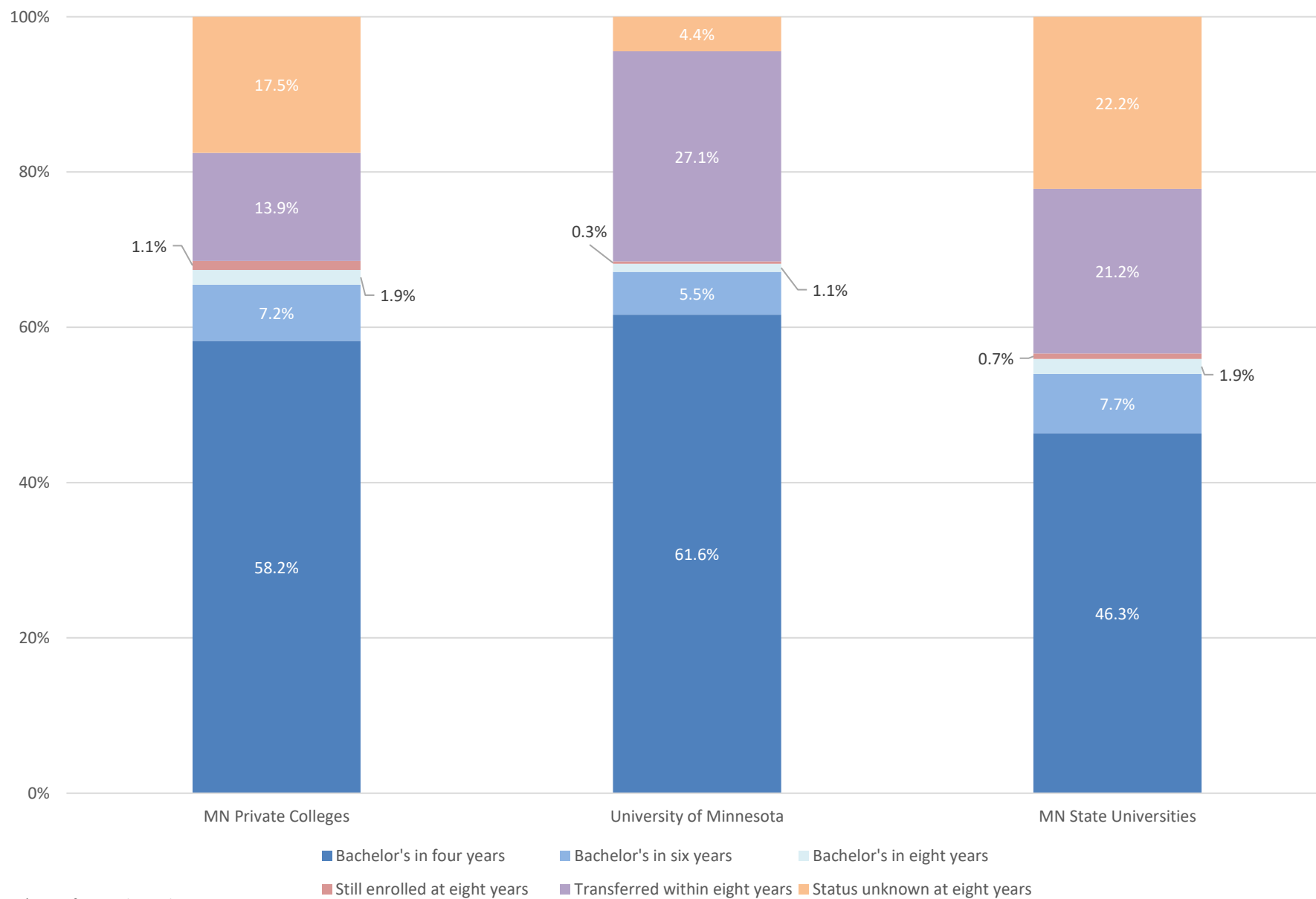
Outcomes for First-time, Full-time Pell Students by Sector



Source: US Department of Education, IPEDS 2010-11 Cohort

Note: Cohort consists of the IPEDS adjusted cohort minus students receiving awards other than a bachelor's degree from the same institution within eight years.

Outcomes for Non-first-time,* Full-time Pell Students by Sector

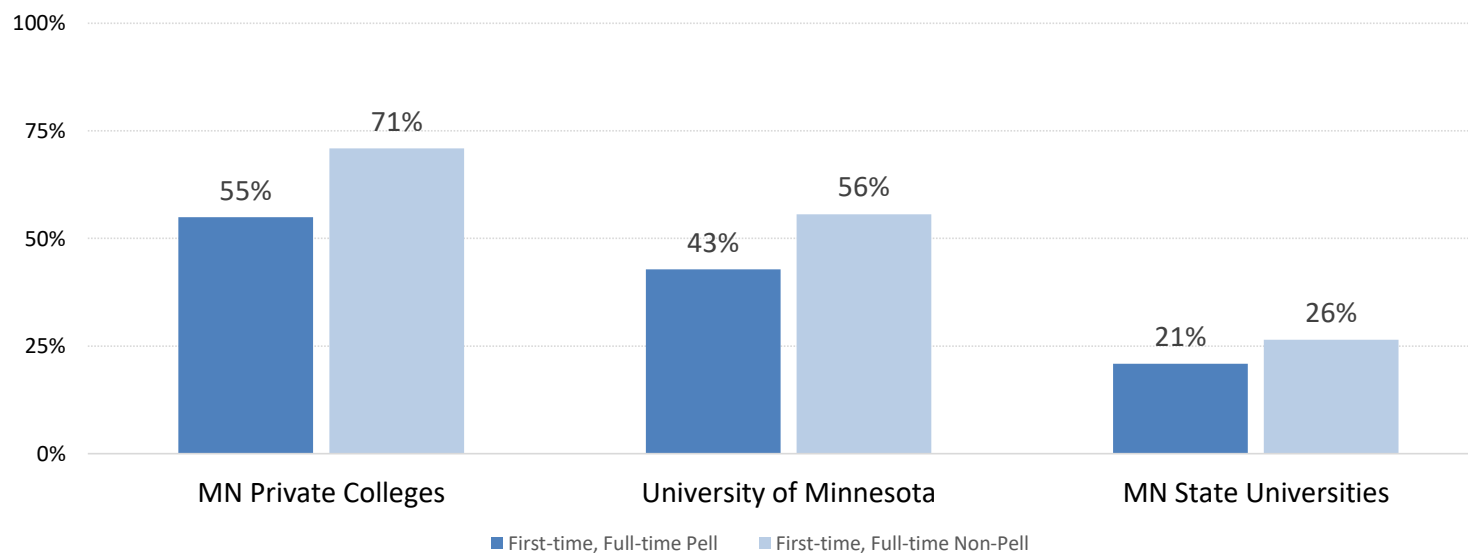


Source: US Department of Education, IPEDS 2010-11 Cohort

Note: Cohort consists of the IPEDS adjusted cohort minus students receiving awards other than a bachelor's degree from the same institution within eight years.

Students Earning Bachelor's Degree in Four Years by Pell Recipient Status

First-time, Full-time Students



	2010-11 Cohort: First-time, Full-time Students*		Pell		Non-Pell		Pell Four-Year Bachelor's Rate	Non-Pell Four-Year Rate	Percentage Point Difference: Non- Pell vs. Pell
	Students	% of Cohort	Students	% of Cohort	Students	% of Cohort			
MN Private Colleges	9,173		2,611	28%	6,562	72%	55%	71%	16
University of Minnesota	8,512		2,193	26%	6,319	74%	43%	56%	13
MN State Universities	9,009		3,079	34%	5,930	66%	21%	26%	6
Total**	27,972		8,476	30%	19,496	70%	38%	51%	14

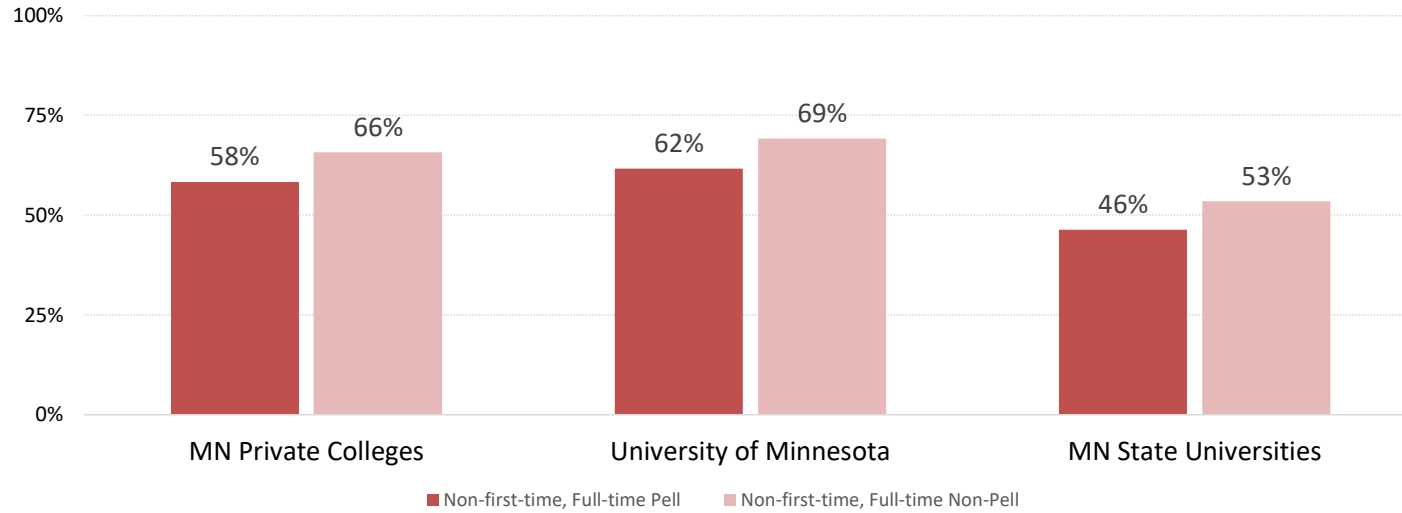
Source: U.S. Department of Education, IPEDS 2010-11 Cohort

*Note: Cohort consists of the IPEDS adjusted cohort minus students receiving awards other than a bachelor's degree from the same institution within eight years.

**Total includes eleven other non-profit private institutions.

Students Earning Bachelor's Degree in Four Years by Pell Recipient Status

Non-first-time,* Full-time Students



*Transfers and re-admits

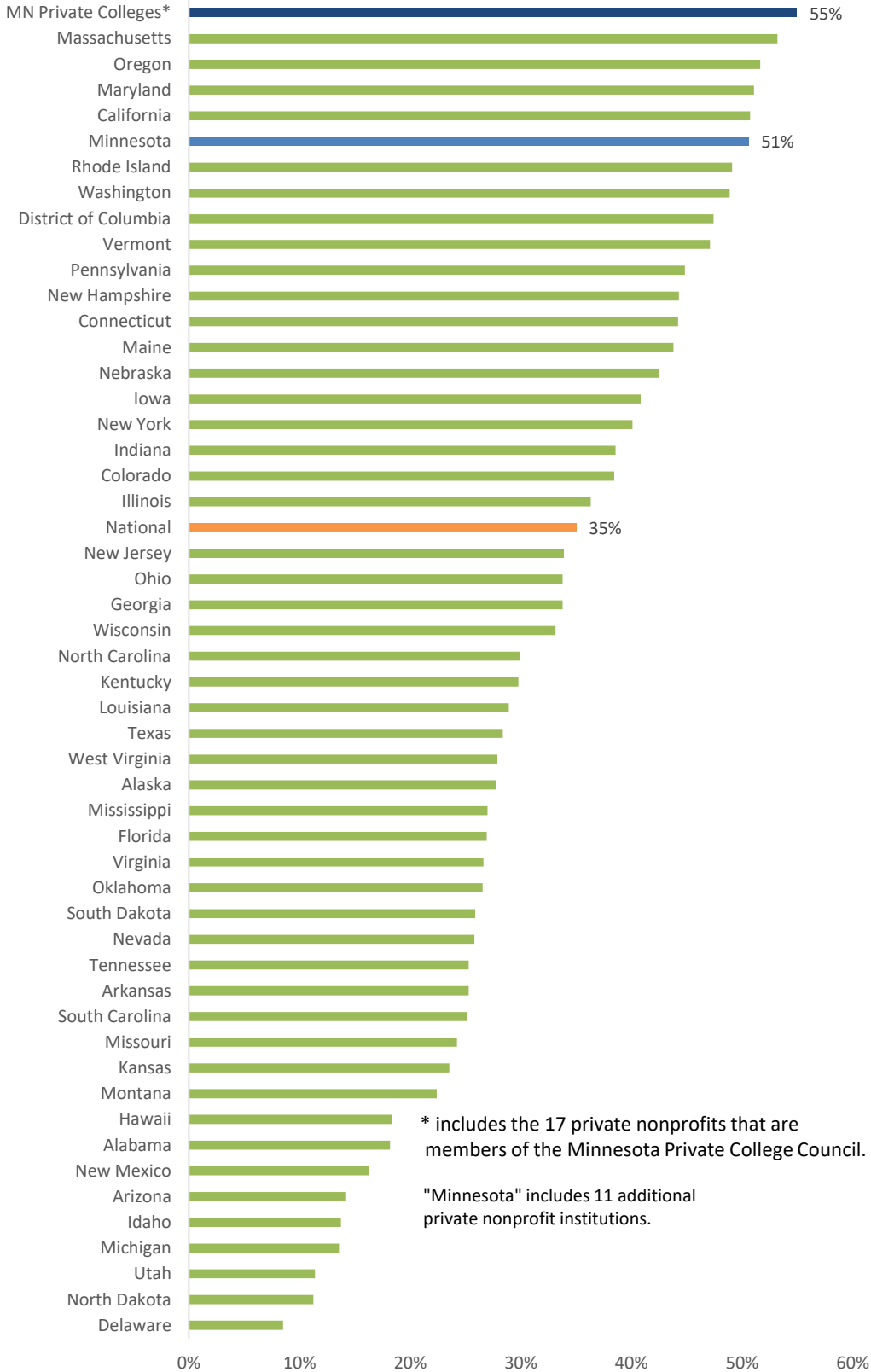
	2010-11 Cohort: Non-first-time, Full-time Students*		Non-Pell		Pell Four-Year Bachelor's Rate	Non-Pell Four-Year Rate	Percentage Point Difference: Non-Pell vs. Pell
	Pell Students	% of Cohort	Students	% of Cohort			
MN Private Colleges	2,584	41%	1,535	59%	58%	66%	7
University of Minnesota	4,380	32%	2,962	68%	62%	69%	8
MN State Universities	5,936	42%	3,441	58%	46%	53%	7
Total**	13,463	39%	8,232	61%	53%	61%	9

Source: U.S. Department of Education, IPEDS 2010-11 Cohort

*Note: Cohort consists of the IPEDS adjusted cohort minus students receiving awards other than a bachelor's degree from the same institution within eight years.

**Total includes eleven other non-profit private institutions.

Share Earning a Bachelor's Degree in 4 Years: First-time, Full-time Pell Students at Private Nonprofit Institutions



Share Earning a Bachelor's Degree in 4 Years: First-time, Full-time Pell Students at 4-Year Public Institutions

