

## Origin of Transfer Students Enrolling at Minnesota Private Colleges, 2019-20

April 2021

The following report provides a summary of data collected from member institutions on the origin of transfer students enrolling during the 2019-20 academic year. This is the fifth year of data collection on the origin of transfer students.

### *All Transfer Students*

- Transfer enrollment decreased 8% compared to 2018-19, from 3,673 to 3,370.<sup>1</sup>
  - Transfers into traditional programs accounted for 50% of total transfers (1,678).
  - Transfers into non-traditional programs accounted for 50% of total transfers (1,692).
- The largest share of transfer students, 44%, came to MPCC institutions from Minnesota State community and technical colleges. The share in 2017-18 was 43%.
  - Students transferring from one of the 10 seven-county metro-area Minnesota State community and technical colleges accounted for 33% of transfers in 2018-19, up from 31% in 2017-18.

### *Traditional Programs*

- Transfers into traditional programs increased by 4% compared to 2018-19, from 1,617 to 1,678.
- Looking at the source of these transfer students:
  - 39% transferred from a Minnesota State community and technical college.
  - 36% transferred from out of state.
  - 13% transferred from other private nonprofit institutions in Minnesota.
  - 11% transferred from in-state public four-year institutions.
  - 1% transferred from in-state for-profit institutions.
- Traditional program transfers for the fall semester increased 4% compared to Fall 2018. There was also a 2% increase for the spring semester compared to Spring 2019.
- Due to institutional interest, this year we started collecting data on transfers that started during the summer term. There were 12 traditional program transfers (0.1%) that started in Summer 2020.

---

<sup>1</sup> Due to the closure of Concordia University Portland, there were 512 students that became Concordia St Paul students in Summer 2020. These students were not counted as transfers for the purposes of this report.

*Non-traditional Programs*

- Transfers into non-traditional programs decreased by 18% compared to 2018-19, from 2,056 to 1,692.
- Looking at the source of these transfer students:
  - 48% transferred from a Minnesota State community and technical college.
  - 30% transferred from out of state.
  - 10% transferred from in-state public four-year institutions.
  - 6% transferred from other private nonprofit institutions in Minnesota.
  - 5% transferred from in-state for-profit institutions.
- Non-traditional program transfers were down for both fall and spring semesters, by 27% and 39% respectively.<sup>2</sup>
- There were 277 non-traditional program transfers (16%) that started in Summer 2020.

---

<sup>2</sup> This year's introduction of summer term data affects the comparability to previous years' data as previous reports included summer term starts as part of fall or spring counts. Comparisons to previous years should account for this caveat, particularly for non-traditional transfers who more often start during summer terms than traditional transfers.

## Origin of Transfer Students

Origin: All Transfer Students	2018-19		2019-2020		Δ% from Prior Year
	Total Transfers	Percent	Total Transfers*	Percent	
<b>Total Number of Students Transferring into MPCC Institutions</b>	<b>3,673</b>	<b>100%</b>	<b>3,370</b>	<b>100%</b>	<b>-8%</b>
Other private nonprofit institutions (MPCC and other) in Minnesota	346	9%	321	10%	-7%
University of Minnesota	166	5%	131	4%	-21%
Minnesota State 2-year schools	1,585	43%	1,476	44%	-7%
<i>Seven-county metro-area MN State 2-year schools only</i>	1,141	31%	1,128	33%	-1%
Minnesota State 4-year schools	235	6%	225	7%	-4%
For-profits in Minnesota	111	3%	89	3%	-20%
<b>IN-STATE TOTAL</b>	<b>2,443</b>	<b>67%</b>	<b>2,242</b>	<b>67%</b>	<b>-8%</b>
<b>Out-of-state nonprofit</b>	<b>241</b>	<b>7%</b>	<b>279</b>	<b>8%</b>	<b>16%</b>
<b>Out-of-state public 2-year</b>	<b>384</b>	<b>10%</b>	<b>291</b>	<b>9%</b>	<b>-24%</b>
<b>Out-of-state public 4-year</b>	<b>516</b>	<b>14%</b>	<b>461</b>	<b>14%</b>	<b>-11%</b>
<b>Out-of-state for-profit</b>	<b>55</b>	<b>1%</b>	<b>38</b>	<b>1%</b>	<b>-31%</b>
<b>Non-U.S. Institution</b>	<b>45</b>	<b>1%</b>	<b>43</b>	<b>1%</b>	<b>-4%</b>
<b>OUT-OF-STATE TOTAL</b>	<b>1,241</b>	<b>34%</b>	<b>1,112</b>	<b>33%</b>	<b>-10%</b>

## Subtotals for Traditional and Non-traditional Programs

Origin: Students in Traditional Programs	2018-19		2019-2020		Δ% from Prior Year
	Total Transfers	Percent	Total Transfers*	Percent	
<b>Total Number of Students Transferring into MPCC Institutions</b>	<b>1,617</b>	<b>100%</b>	<b>1,678</b>	<b>100%</b>	<b>4%</b>
Other private nonprofit institutions (MPCC and other) in Minnesota	188	12%	213	13%	13%
University of Minnesota	101	6%	74	4%	-27%
Minnesota State 2-year schools	600	37%	656	39%	9%
<i>Seven-county metro-area MN State 2-year schools only</i>	487	30%	531	32%	9%
Minnesota State 4-year schools	116	7%	110	7%	-5%
For-profits in Minnesota	21	1%	12	1%	-43%
<b>IN-STATE TOTAL</b>	<b>1,026</b>	<b>63%</b>	<b>1,065</b>	<b>63%</b>	<b>4%</b>
<b>Out-of-state nonprofit</b>	<b>176</b>	<b>11%</b>	<b>168</b>	<b>10%</b>	<b>-5%</b>
<b>Out-of-state public 2-year</b>	<b>100</b>	<b>6%</b>	<b>113</b>	<b>7%</b>	<b>13%</b>
<b>Out-of-state public 4-year</b>	<b>279</b>	<b>17%</b>	<b>283</b>	<b>17%</b>	<b>1%</b>
<b>Out-of-state for-profit</b>	<b>9</b>	<b>1%</b>	<b>8</b>	<b>0%</b>	<b>-11%</b>
<b>Non-U.S. Institution</b>	<b>38</b>	<b>2%</b>	<b>32</b>	<b>2%</b>	<b>-16%</b>
<b>OUT-OF-STATE TOTAL</b>	<b>602</b>	<b>37%</b>	<b>604</b>	<b>36%</b>	<b>0%</b>

Origin: Students in Non-traditional Programs	2018-19		2019-2020		Δ% from Prior Year
	Total Transfers	Percent	Total Transfers*	Percent	
<b>Total Number of Students Transferring into MPCC Institutions</b>	<b>2,056</b>	<b>100%</b>	<b>1,692</b>	<b>100%</b>	<b>-18%</b>
Other private nonprofit institutions (MPCC and other) in Minnesota	158	8%	108	6%	-32%
University of Minnesota	65	3%	57	3%	-12%
Minnesota State 2-year schools	985	48%	820	48%	-17%
<i>Seven-county metro-area MN State 2-year schools only</i>	654	32%	597	35%	-9%
Minnesota State 4-year schools	119	6%	115	7%	-3%
For-profits in Minnesota	90	4%	77	5%	-14%
<b>IN-STATE TOTAL</b>	<b>1,417</b>	<b>69%</b>	<b>1,177</b>	<b>70%</b>	<b>-17%</b>
<b>Out-of-state nonprofit</b>	<b>65</b>	<b>3%</b>	<b>111</b>	<b>7%</b>	<b>71%</b>
<b>Out-of-state public 2-year</b>	<b>284</b>	<b>14%</b>	<b>178</b>	<b>11%</b>	<b>-37%</b>
<b>Out-of-state public 4-year</b>	<b>237</b>	<b>12%</b>	<b>178</b>	<b>11%</b>	<b>-25%</b>
<b>Out-of-state for-profit</b>	<b>46</b>	<b>2%</b>	<b>30</b>	<b>2%</b>	<b>-35%</b>
<b>Non-U.S. Institution</b>	<b>7</b>	<b>0%</b>	<b>11</b>	<b>1%</b>	<b>57%</b>
<b>OUT-OF-STATE TOTAL</b>	<b>639</b>	<b>31%</b>	<b>508</b>	<b>30%</b>	<b>-21%</b>

Source: MPCC surveys of member institutions, 2019 and 2021

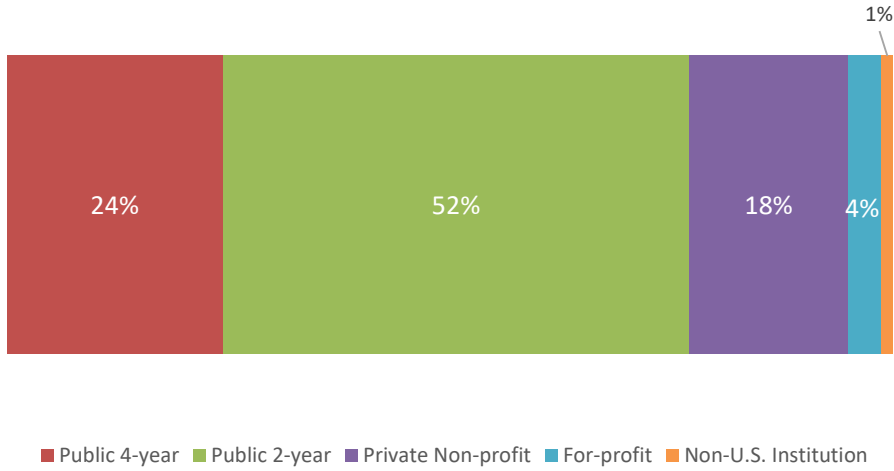
\*Total transfer counts includes 16 students (9 traditional, 7 nontraditional) of unknown or other origin.

Due to the closure of Concordia University Portland, there were 512 students that became Concordia St Paul students in Summer 2020. These students were not counted as transfers for the purposes of this report.

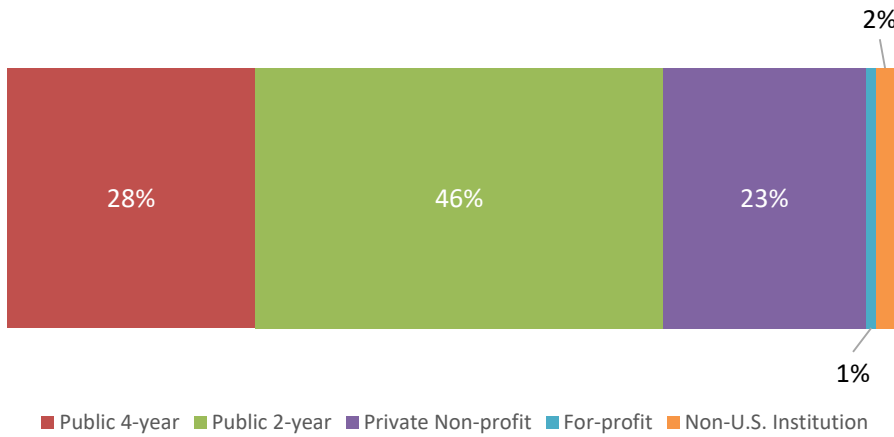
The 10 metro-area MN State 2-year colleges are: Anoka-Ramsey Community College; Anoka Technical College; Century College; Dakota County Technical College; Hennepin Technical College; North Hennepin Technical College; Minneapolis Community and Technical College; Inver Hills Community College; Normandale Community College; and St. Paul College

# Origin of Transfer Students, 2019-20

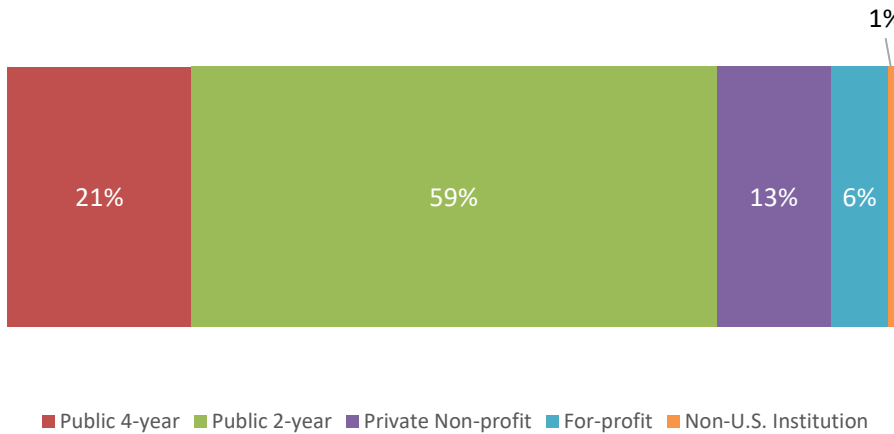
## Traditional and Non-traditional Programs



## Traditional Programs



## Non-traditional Programs



Source: MPCC surveys of member institutions, 2021

## Origin of Transfer Students by Term

Origin: All Transfer Students	FALL 2019			SPRING 2020			SUMMER 2020*		
	Total Transfers	Percent	Δ% from Prior Year	Total Transfers	Percent	Δ% from Prior Year	Total Transfers	Percent	Δ% from Prior Year
<b>Total Number of Students Transferring into MPCC Institutions</b>	<b>2,173</b>	<b>100%</b>	<b>-13%</b>	<b>908</b>	<b>100%</b>	<b>-24%</b>	<b>289</b>	<b>100%</b>	<b>N/A</b>
Other private nonprofit institutions (MPCC and other) in Minnesota	202	9%	-17%	98	11%	-4%	21	7%	N/A
University of Minnesota	84	4%	-13%	36	4%	-49%	11	4%	N/A
Minnesota State 2-year schools	983	45%	-11%	375	41%	-21%	118	41%	N/A
<i>Seven-county metro-area MN State 2-year schools only</i>	714	33%	-10%	335	37%	-4%	79	27%	N/A
Minnesota State 4-year schools	135	6%	-20%	66	7%	-1%	24	8%	N/A
For-profits in Minnesota	48	2%	-24%	26	3%	-46%	15	5%	N/A
<b>IN-STATE TOTAL</b>	<b>1,452</b>	<b>67%</b>	<b>-14%</b>	<b>601</b>	<b>66%</b>	<b>-27%</b>	<b>189</b>	<b>65%</b>	<b>N/A</b>
Out-of-state nonprofit	190	9%	9%	66	7%	-1%	23	8%	N/A
Out-of-state public 2-year	176	8%	-30%	81	9%	-38%	34	12%	N/A
Out-of-state public 4-year	285	13%	-14%	141	16%	-23%	35	12%	N/A
Out-of-state for-profit	27	1%	0%	6	1%	-79%	5	2%	N/A
Non-U.S. Institution	33	2%	32%	9	1%	-55%	1	0%	N/A
<b>OUT-OF-STATE TOTAL</b>	<b>711</b>	<b>33%</b>	<b>-12%</b>	<b>303</b>	<b>33%</b>	<b>-30%</b>	<b>98</b>	<b>34%</b>	<b>N/A</b>
Unknown or Other	10	0.5%	N/A	4	0.4%	N/A	2	0.7%	N/A

Origin: Students in Traditional Programs	FALL 2019			SPRING 2020			SUMMER 2020		
	Total Transfers	Percent	Δ% from Prior Year	Total Transfers	Percent	Δ% from Prior Year	Total Transfers	Percent	Δ% from Prior Year
<b>Total Number of Students Transferring into MPCC Institutions</b>	<b>1,210</b>	<b>100%</b>	<b>4%</b>	<b>456</b>	<b>100%</b>	<b>2%</b>	<b>12</b>	<b>100%</b>	<b>N/A</b>
Other private nonprofit institutions (MPCC and other) in Minnesota	149	12%	10%	63	14%	19%	1	8%	N/A
University of Minnesota	49	4%	-17%	25	5%	-40%	-	-	-
Minnesota State 2-year schools	509	42%	9%	146	32%	11%	1	8%	N/A
<i>Seven-county metro-area MN State 2-year schools only</i>	414	34%	10%	117	26%	4%	-	-	-
Minnesota State 4-year schools	69	6%	-16%	41	9%	21%	-	-	-
For-profits in Minnesota	8	1%	-38%	4	1%	-50%	-	-	-
<b>IN-STATE TOTAL</b>	<b>784</b>	<b>65%</b>	<b>4%</b>	<b>279</b>	<b>61%</b>	<b>4%</b>	<b>2</b>	<b>17%</b>	<b>N/A</b>
Out-of-state nonprofit	119	10%	-11%	46	10%	7%	3	25%	N/A
Out-of-state public 2-year	82	7%	17%	29	6%	-3%	2	17%	N/A
Out-of-state public 4-year	190	16%	1%	89	20%	-1%	4	33%	N/A
Out-of-state for-profit	6	0%	50%	2	0%	-60%	-	-	-
Non-U.S. Institution	23	2%	5%	8	2%	-50%	1	8%	N/A
<b>OUT-OF-STATE TOTAL</b>	<b>420</b>	<b>35%</b>	<b>0%</b>	<b>174</b>	<b>38%</b>	<b>-6%</b>	<b>10</b>	<b>83%</b>	<b>N/A</b>
Unknown or Other	6	0.5%	N/A	3	0.7%	N/A	-	-	-

Origin: Students in Non-Traditional Programs	FALL 2019			SPRING 2020			SUMMER 2020		
	Total Transfers	Percent	Δ% from Prior Year	Total Transfers	Percent	Δ% from Prior Year	Total Transfers	Percent	Δ% from Prior Year
<b>Total Number of Students Transferring into MPCC Institutions</b>	<b>963</b>	<b>100%</b>	<b>-27%</b>	<b>452</b>	<b>100%</b>	<b>-39%</b>	<b>277</b>	<b>100%</b>	<b>N/A</b>
Other private nonprofit institutions (MPCC and other) in Minnesota	53	6%	-51%	35	8%	-29%	20	7%	N/A
University of Minnesota	35	4%	-5%	11	2%	-61%	11	4%	N/A
Minnesota State 2-year schools	474	49%	-26%	229	51%	-33%	117	42%	N/A
<i>Seven-county metro-area MN State 2-year schools only</i>	300	31%	-28%	218	48%	-8%	79	29%	N/A
Minnesota State 4-year schools	66	7%	-23%	25	6%	-24%	24	9%	N/A
For-profits in Minnesota	40	4%	-20%	22	5%	-45%	15	5%	N/A
<b>IN-STATE TOTAL</b>	<b>668</b>	<b>69%</b>	<b>-28%</b>	<b>322</b>	<b>71%</b>	<b>-35%</b>	<b>187</b>	<b>68%</b>	<b>N/A</b>
Out-of-state nonprofit	71	7%	73%	20	4%	-17%	20	7%	N/A
Out-of-state public 2-year	94	10%	-49%	52	12%	-49%	32	12%	N/A
Out-of-state public 4-year	95	10%	-34%	52	12%	-45%	31	11%	N/A
Out-of-state for-profit	21	2%	-9%	4	1%	-83%	5	2%	N/A
Non-U.S. Institution	10	1%	233%	1	0%	-75%	-	-	-
<b>OUT-OF-STATE TOTAL</b>	<b>291</b>	<b>30%</b>	<b>-26%</b>	<b>129</b>	<b>29%</b>	<b>-48%</b>	<b>88</b>	<b>32%</b>	<b>N/A</b>
Unknown or Other	4	0.4%	N/A	1	0.2%	N/A	2	0.7%	N/A

Source: MPCC surveys of member institutions, 2021

Due to the closure of Concordia University Portland, there were 512 students that became Concordia St Paul students in Summer 2020. These students were not counted as transfers for the purposes of this report.

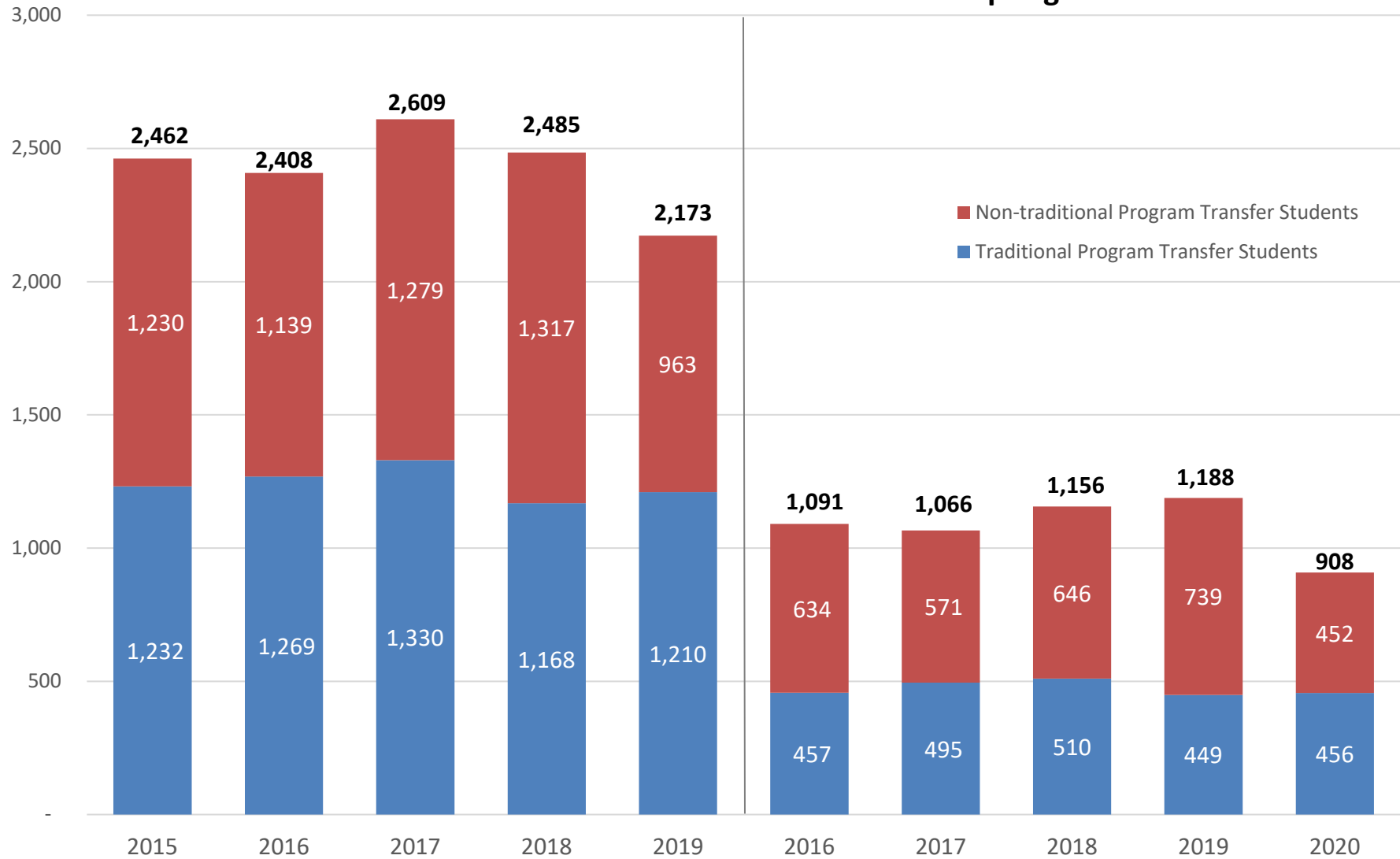
The 10 metro-area MN State 2-year colleges are: Anoka-Ramsey Community College; Anoka Technical College; Century College; Dakota County Technical College; Hennepin Technical College; North Hennepin Technical College; Minneapolis Community and Technical College; Inver Hills Community College; Normandale Community College; and St. Paul College

\*This year's introduction of summer term data affects the comparability to previous years' data as previous reports included summer term starts as part of fall or spring counts. Comparisons to previous years should account for this caveat, particularly for non-traditional transfers who more often start during summer terms than traditional transfers.

# Students Transferring to MPCC Institutions by Semester of Transfer

## Fall Semester

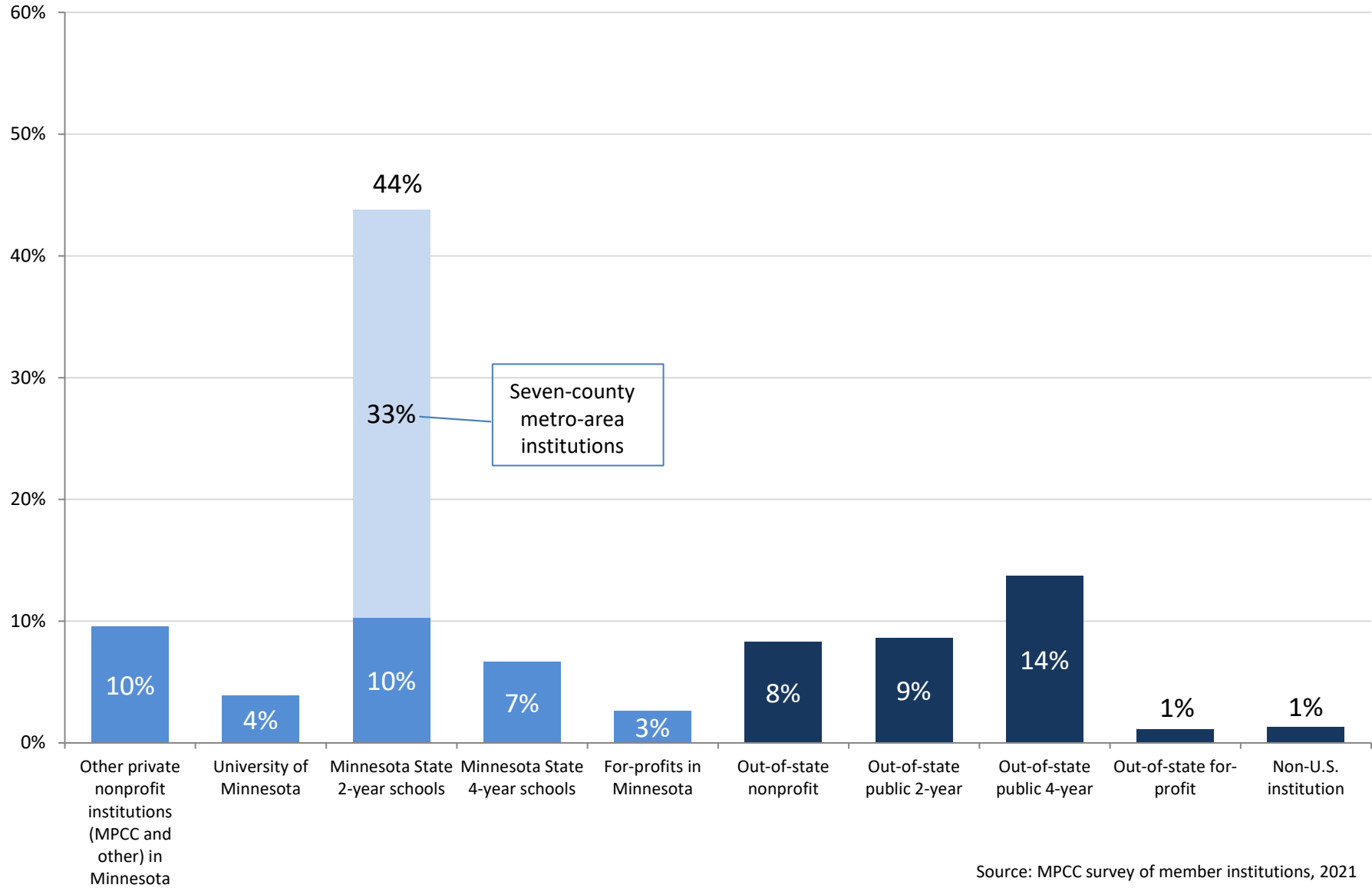
## Spring Semester



Source: MPCC surveys of member institutions, 2016-2021

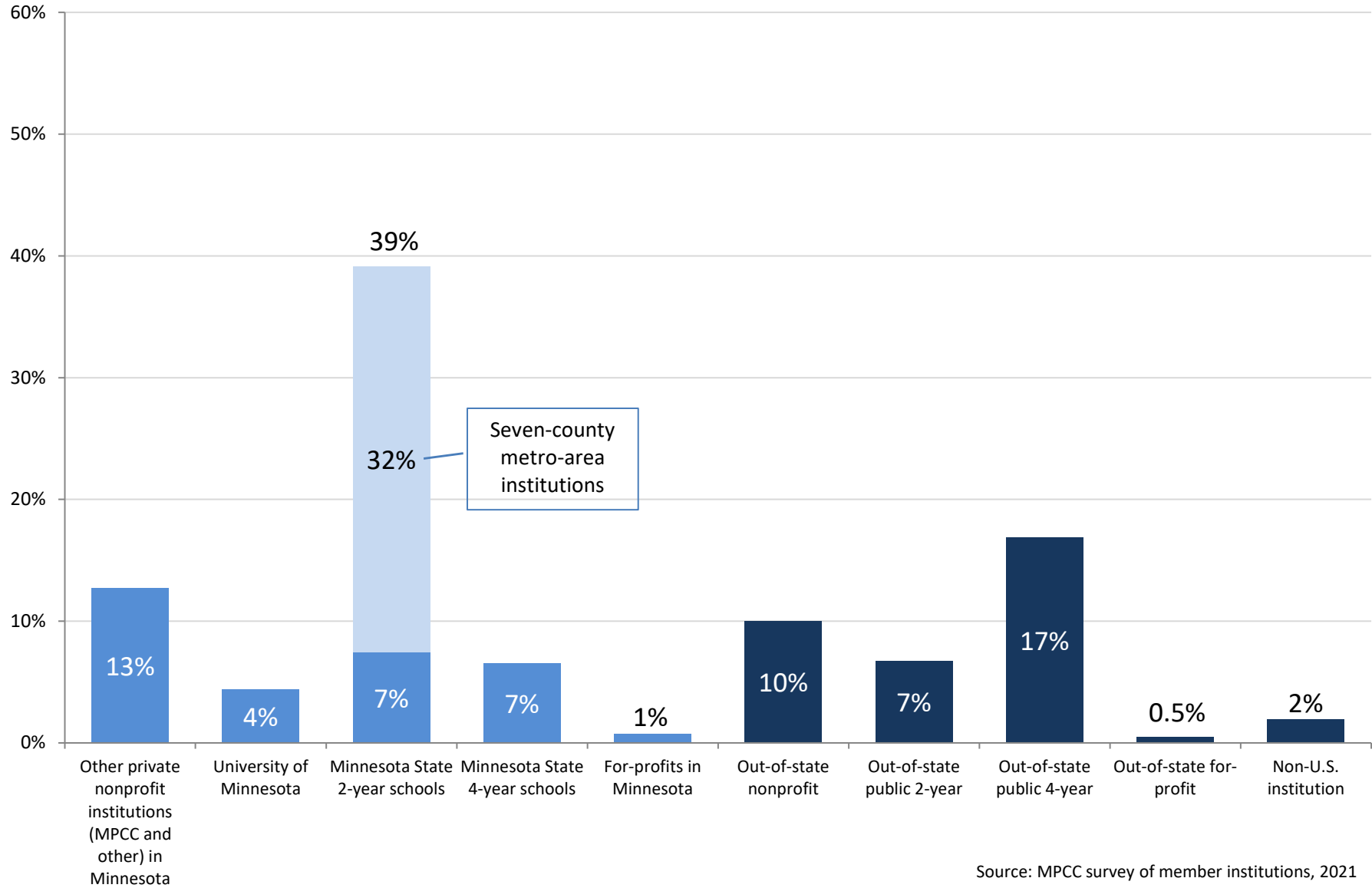
## Origin of Students Transferring to MPCC Institutions, 2019-20

### *Traditional and Non-traditional Program Transfers*



# Origin of Students Transferring to MPCC Institutions, 2019-20

## *Traditional Program Transfers*





# Origin of Students Transferring to MPCC Institutions, 2019-20

## *Non-Traditional Program Transfers*

