

Bachelor's Degrees Report: Degrees Earned 2021-22 February 2024

The Minnesota Private College Council (MPCC) annually reports on bachelor's degrees earned by students attending a four-year college or university in Minnesota. This report looks at bachelor's degrees earned by sector and includes analysis by students of color, gender, and degrees in STEM fields.¹ Graduates with a double major were only counted once, based on their first major.

Total Bachelor's Degrees Earned

- In Minnesota, 31,046 individuals earned bachelor's degrees in 2021-22.
- The 18 MPCC member institutions awarded 9,954 bachelor's degrees. That's 32% of all degrees in the state, compared to 31% at Minnesota State universities and 34% at the University of Minnesota.
- MPCC member institutions awarded a higher share of bachelor's degrees in some key areas: 64% in legal professions and studies, 47% in physical sciences (chemistry, physics, geology and astronomy), 46% in foreign languages, 39% in mathematics and statistics, and 38% in health professions.

Bachelor's Degrees Earned by Students of Color and Native American Students

- Of 6,959 bachelor's degrees earned by students of color and Native American students (excluding international students), 32% were earned at MPCC member institutions compared to 35% at the University of Minnesota and 30% at Minnesota State universities.
- Students of color and Native American students accounted for 23% of bachelor's degrees earned at MPCC member institutions and comprised similar percentages at the University of Minnesota (23%) and Minnesota State universities (22%).

Bachelor's Degrees Earned by Women

- Women accounted for 62% of the bachelor's degrees earned at MPCC member institutions compared to 55% at the University of Minnesota, 60% at Minnesota State universities, and 59% in Minnesota overall.
- Women were awarded a higher share of bachelor's degrees than men in some key areas: 86% in health professions, 77% in legal professions and studies, 77% in education, and 67% in biological and biomedical sciences.

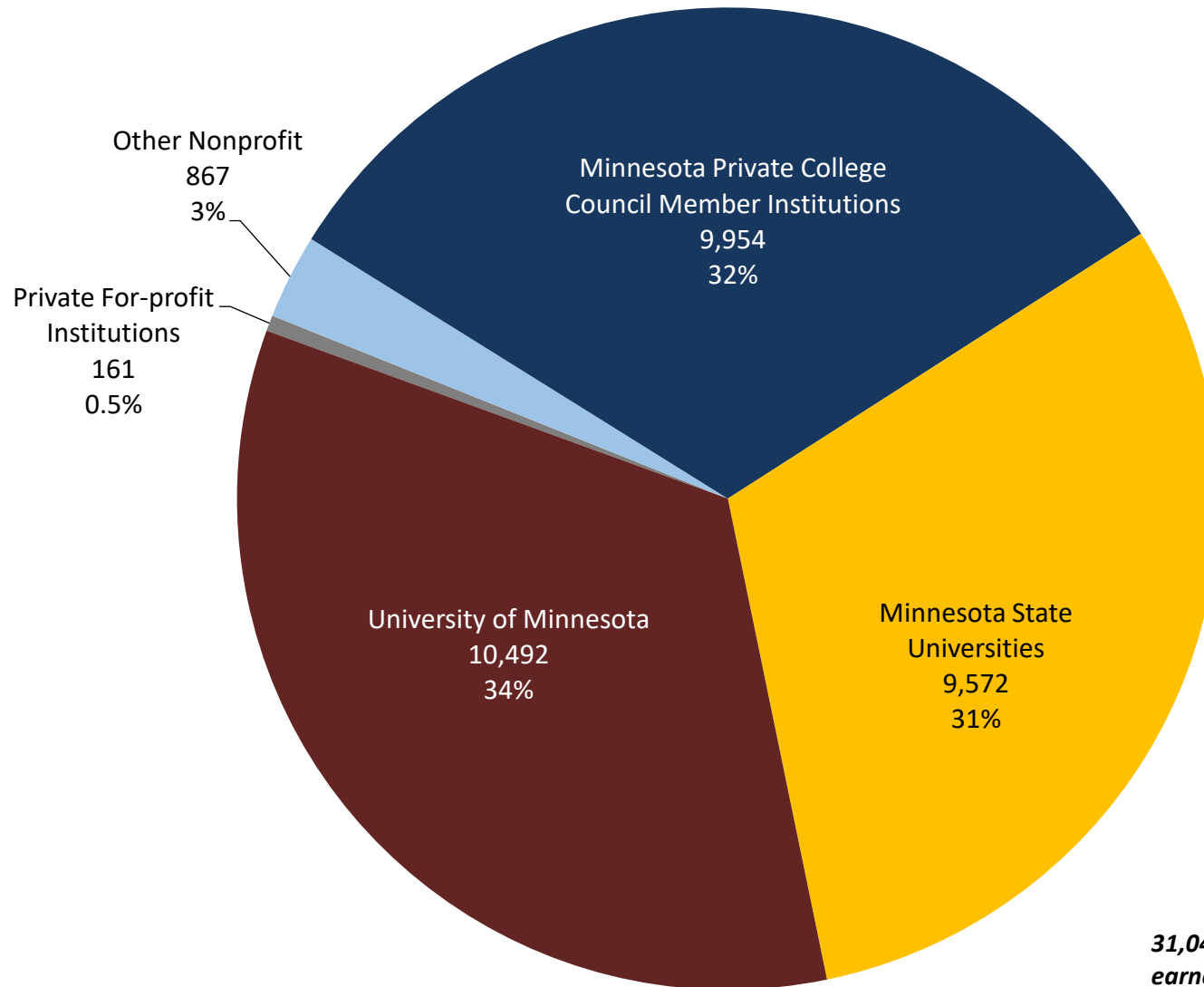
¹ Accompanying this report is the [Degrees Earned Trends Dashboard](#). The dashboard provides trends for the degrees earned since the class of 2011 and allows for data to be subset by sector, field of study, gender, students of color, etc.

Science, Technology, Engineering and Math (STEM) Bachelor's Degrees²

- Of the 7,652 bachelor's degrees earned in STEM fields, 27% were earned at MPCC member institutions compared to 50% at the University of Minnesota and 22% at Minnesota State universities.
 - STEM degrees represented 21% of all bachelor's degrees earned at MPCC member institutions compared to 37% at the University of Minnesota and 17% at Minnesota State universities.
- Of the 1,796 bachelor's degrees earned in STEM fields by students of color and Native American students, 24% were earned at MPCC member institutions compared to 53% at the University of Minnesota and 24% at Minnesota State universities.
 - Students of color earned 21% of bachelor's degrees in STEM disciplines at MPCC member institutions compared to 25% at the University of Minnesota and 23% at Minnesota State universities.
- Of the 3,230 bachelor's degrees earned in STEM fields by women, 32% were earned at MPCC member institution compared to 50% at the University of Minnesota, and 18% at Minnesota State universities.
 - Women earned 50% of bachelor's degrees in STEM disciplines at MPCC member institutions compared to 42% at the University of Minnesota and 34% at Minnesota State universities.

² STEM fields include biological and biomedical sciences, computer and information sciences, engineering, engineering technologies and engineering-related fields, mathematics and statistics, natural resources and conservation, and physical sciences.

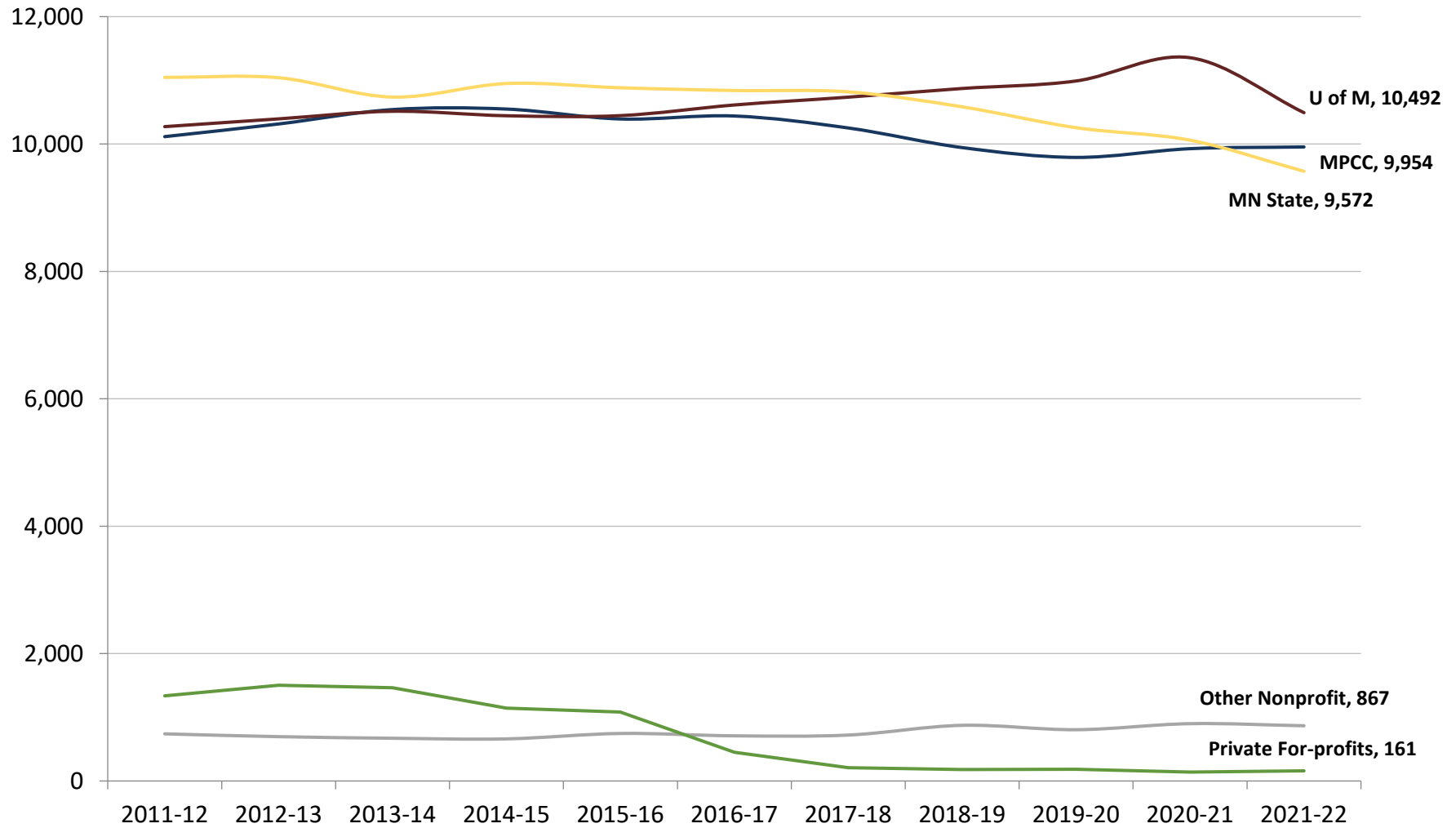
Bachelor's Degrees by Sector, 2021-22



31,046 bachelor's degrees were earned from Minnesota institutions in 2021-22

Source: Minnesota Private College Council analysis of NCES, IPEDS 2021-22
Note: Does not include degrees earned from online schools

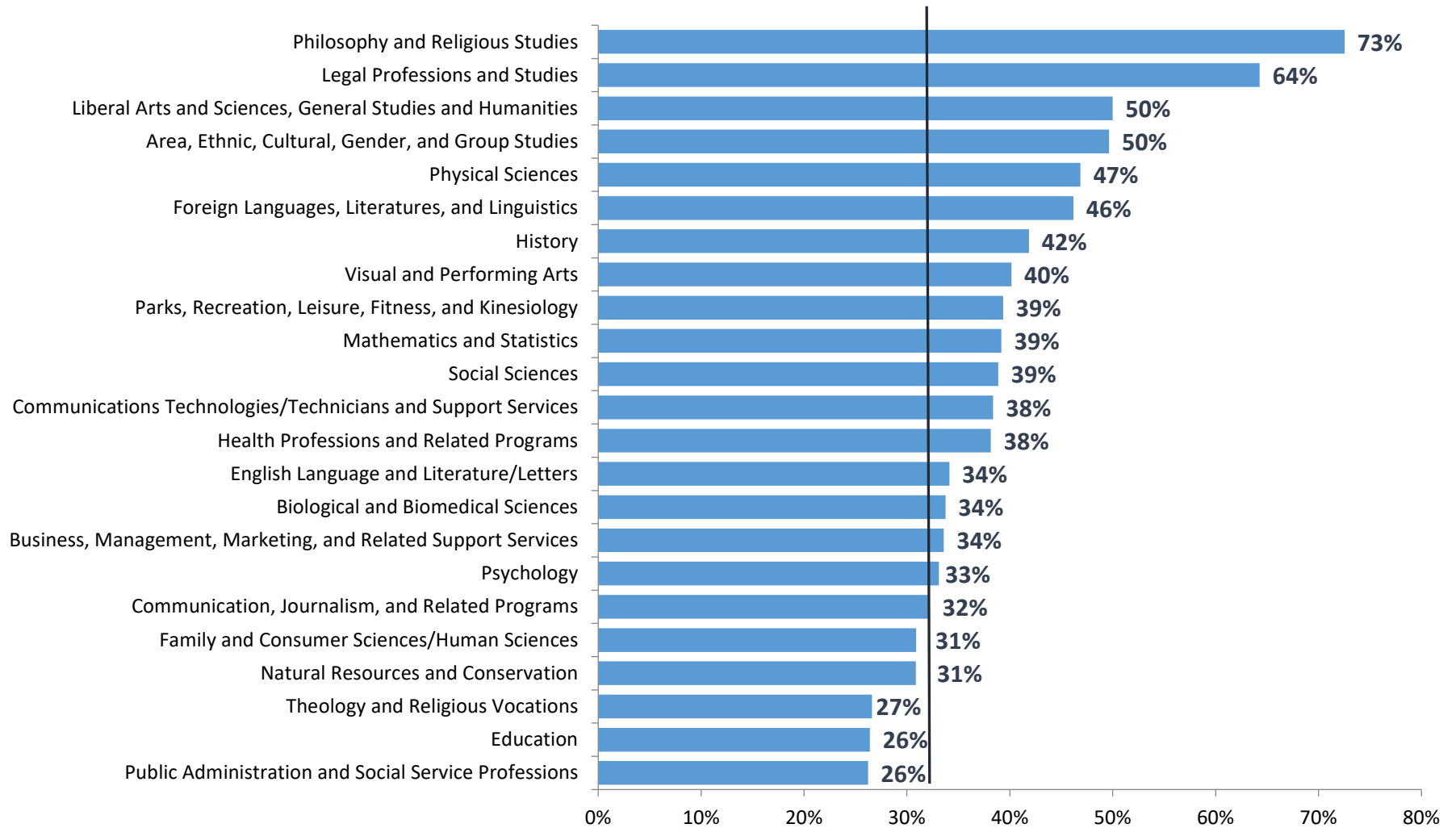
Bachelor's Degrees Earned by Sector, 2011-12 to 2021-22



Source: Minnesota Private College Council analysis of NCES, IPEDS 2021-22
 Note: Does not include degrees earned from online schools

MPCC Share of Bachelor's Degrees Earned in Minnesota for Select Majors, 2021-22

MPCC share of all bachelor's degrees earned: 32%



Source: Minnesota Private College Council analysis of NCES, IPEDS 2021-22

Note: Does not include degrees earned from online schools

Share of Bachelor's Degrees Awarded by MPCC Members by Major

Sorted by total awarded in Minnesota

Bachelor Degree Field	Minnesota	MPCC	MPCC
			Percent of Total
Business, Management, Marketing, and Related Support Services	5,318	1,786	34%
Health Professions and Related Programs	3,876	1,479	38%
Biological and Biomedical Sciences	2,483	838	34%
Psychology	2,124	703	33%
Education	2,038	538	26%
Social Sciences	1,932	751	39%
Computer and Information Sciences and Support Services	1,747	348	20%
Engineering	1,604	195	12%
Visual and Performing Arts	1,193	479	40%
Communication, Journalism, and Related Programs	1,059	341	32%
Multi/Interdisciplinary Studies	1046	274	26%
Parks, Recreation, Leisure, Fitness, and Kinesiology	826	325	39%
English Language and Literature/Letters	671	229	34%
Public Administration and Social Service Professions	671	176	26%
Physical Sciences	638	299	47%
Mathematics and Statistics	587	230	39%
Natural Resources and Conservation	486	150	31%
Homeland Security, Law Enforcement, Firefighting and Related Protective Services	427	61	14%
Foreign Languages, Literatures, and Linguistics	379	175	46%
History	289	121	42%
Theology and Religious Vocations	282	75	27%
Agricultural/Animal/Plant/Veterinary Science and Related Fields	277	-	0%
Philosophy and Religious Studies	193	140	73%
Family and Consumer Sciences/Human Sciences	178	55	31%
Area, Ethnic, Cultural, Gender, and Group Studies	143	71	50%
Architecture and Related Services	132	-	0%
Engineering/Engineering-related Technologies/Technicians	107	-	0%
Communications Technologies/Technicians and Support Services	99	38	38%
Transportation and Materials Moving	91	-	0%
Legal Professions and Studies	70	45	64%
Liberal Arts and Sciences, General Studies and Humanities	62	31	50%
Culinary, Entertainment, and Personal Services	17	-	0%
Precision Production	1	1	100%
Total	31,046	9,954	32%

* Many MPCC members do not have an education major, but provide a route to education licensure with a different major. The 538 degrees listed above denote only those earning an education degree, but not all who are pursuing careers in teaching.

Source: Minnesota Private College Council analysis of NCES, IPEDS 2021-22

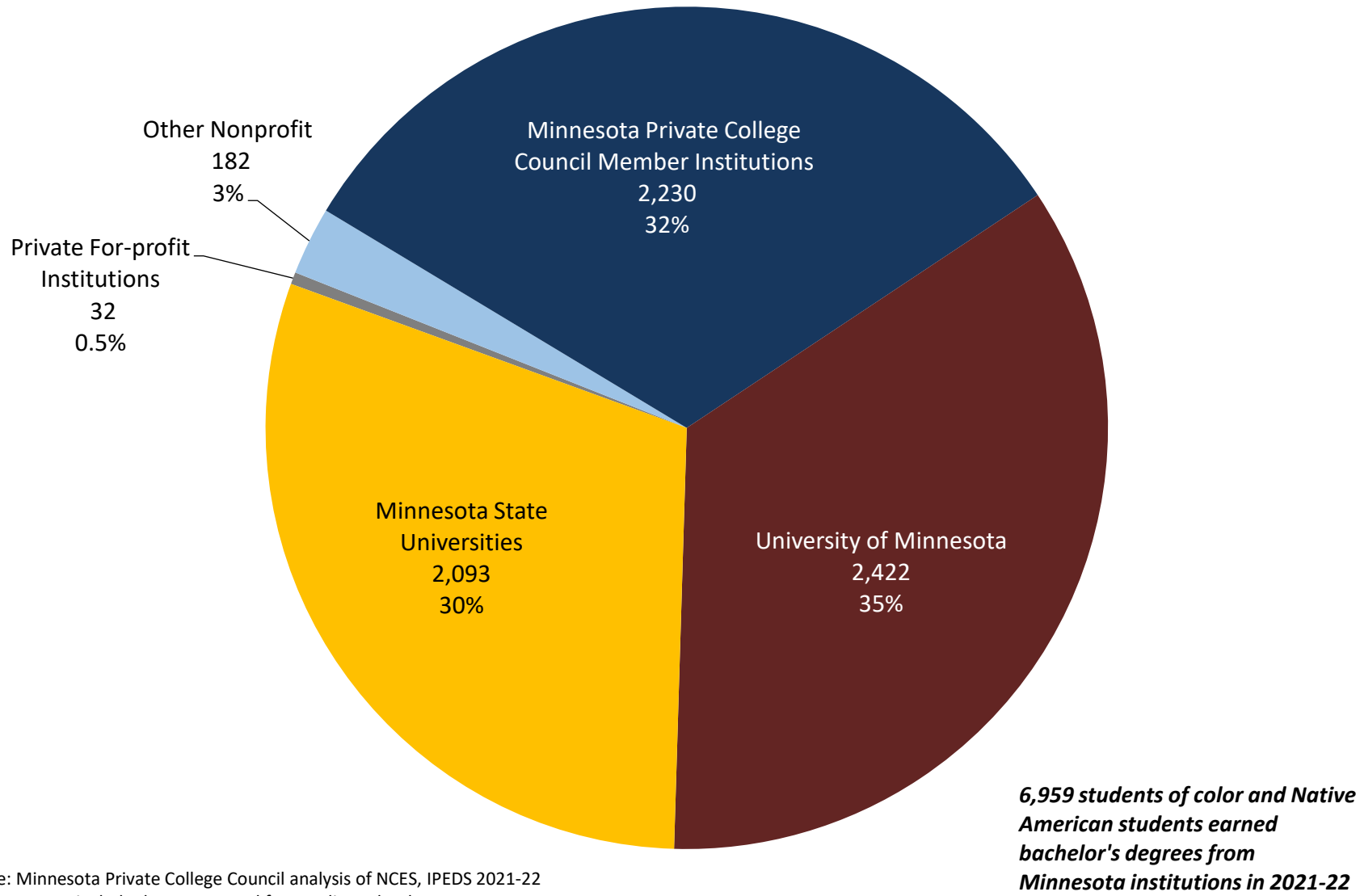
Note: Does not include bachelor's degrees earned from online schools

Bachelor's Degrees by Institution by Discipline
(sorted by MPCC Total)

CIP Title	Augsburg University	Bethany Lutheran College	Bethel University	Carleton College	College of Saint Benedict	Concordia College	Concordia University, Saint Paul	Gustavus Adolphus College	Hamline University	Macalester College	Minneapolis College of Art & Design	Saint John's University	Saint Mary's University of Minnesota	St Catherine University	St Olaf College	The College of Saint Scholastica	University of Northwestern-St. Paul	University of St Thomas	MPCC Total
Business, Management, Marketing, and Related Support Services	107	34	108	-	34	73	197	66	82	-	4	109	90	38	-	80	80	684	1,786
Health Professions and Related Programs	72	2	120	-	50	38	375	29	-	-	-	6	55	281	20	314	99	18	1,479
Biological and Biomedical Sciences	39	16	55	58	52	59	13	66	29	63	-	27	29	18	82	75	21	136	838
Social Sciences	41	-	19	91	31	15	4	75	77	102	-	49	1	10	130	-	3	103	751
Psychology	38	10	41	39	45	31	52	66	46	25	-	17	26	39	62	62	33	71	703
Education	52	10	96	-	31	46	43	56	-	-	-	8	23	44	21	44	39	25	538
Visual and Performing Arts	40	12	19	30	13	16	18	36	21	26	86	5	17	9	91	3	26	11	479
Computer and Information Sciences and Support Services	15	2	15	45	6	7	43	9	-	48	-	25	23	-	13	21	13	63	348
Communication, Journalism, and Related Programs	25	23	32	-	31	13	9	36	14	12	1	24	13	4	-	10	35	59	341
Parks, Recreation, Leisure, Fitness, and Kinesiology	17	-	42	-	-	11	109	39	16	-	-	-	-	22	12	-	22	35	325
Physical Sciences	4	2	21	78	5	11	1	40	9	44	-	11	2	3	32	7	-	29	299
Multi/Interdisciplinary Studies	14	-	5	7	41	8	-	4	37	69	-	21	33	6	2	6	4	17	274
Mathematics and Statistics	8	1	3	49	3	14	4	23	3	29	-	7	2	1	50	2	4	27	230
English Language and Literature/Letters	7	3	5	13	9	9	5	29	21	26	-	10	7	7	38	3	12	25	229
Engineering	-	7	19	-	-	-	-	-	-	-	-	-	1	-	-	-	26	142	195
Public Administration and Social Service Professions	20	-	17	-	-	11	-	-	-	-	-	-	5	33	14	60	-	16	176
Foreign Languages, Literatures, and Linguistics	-	-	2	16	8	4	-	37	2	36	-	3	-	13	40	1	4	9	175
Natural Resources and Conservation	4	-	7	15	8	4	-	23	9	33	-	9	-	-	25	-	-	13	150
Philosophy and Religious Studies	1	-	4	14	1	2	-	10	4	15	-	3	17	-	21	3	1	44	140
History	10	2	1	15	2	-	4	17	7	13	-	9	4	5	16	2	6	8	121
Theology and Religious Vocations	1	-	26	-	2	-	3	-	-	-	-	1	2	3	1	-	34	2	75
Area, Ethnic, Cultural, Gender, and Group Studies	9	-	-	13	1	-	-	16	1	2	-	3	-	2	24	-	-	-	71
Homeland Security, Law Enforcement, Firefighting and Related Protective Services	-	-	-	-	-	-	33	-	-	-	-	-	15	3	-	-	10	-	61
Family and Consumer Sciences/Human Sciences	-	-	-	-	-	-	50	-	-	-	-	-	-	-	-	-	-	5	55
Legal Professions and Studies	-	12	-	-	-	-	-	-	33	-	-	-	-	-	-	-	-	-	45
Communications Technologies/Technicians and Support Services	-	-	-	-	-	-	-	-	-	-	27	-	-	-	-	-	11	-	38
Liberal Arts and Sciences, General Studies and Humanities	9	1	-	-	-	-	6	5	-	-	-	-	-	-	4	2	-	4	31
Precision Production	-	-	-	-	-	-	-	-	-	-	1	-	-	-	-	-	-	-	1
Total	533	137	657	483	373	372	969	682	411	543	119	347	365	541	698	695	483	1,546	9,954

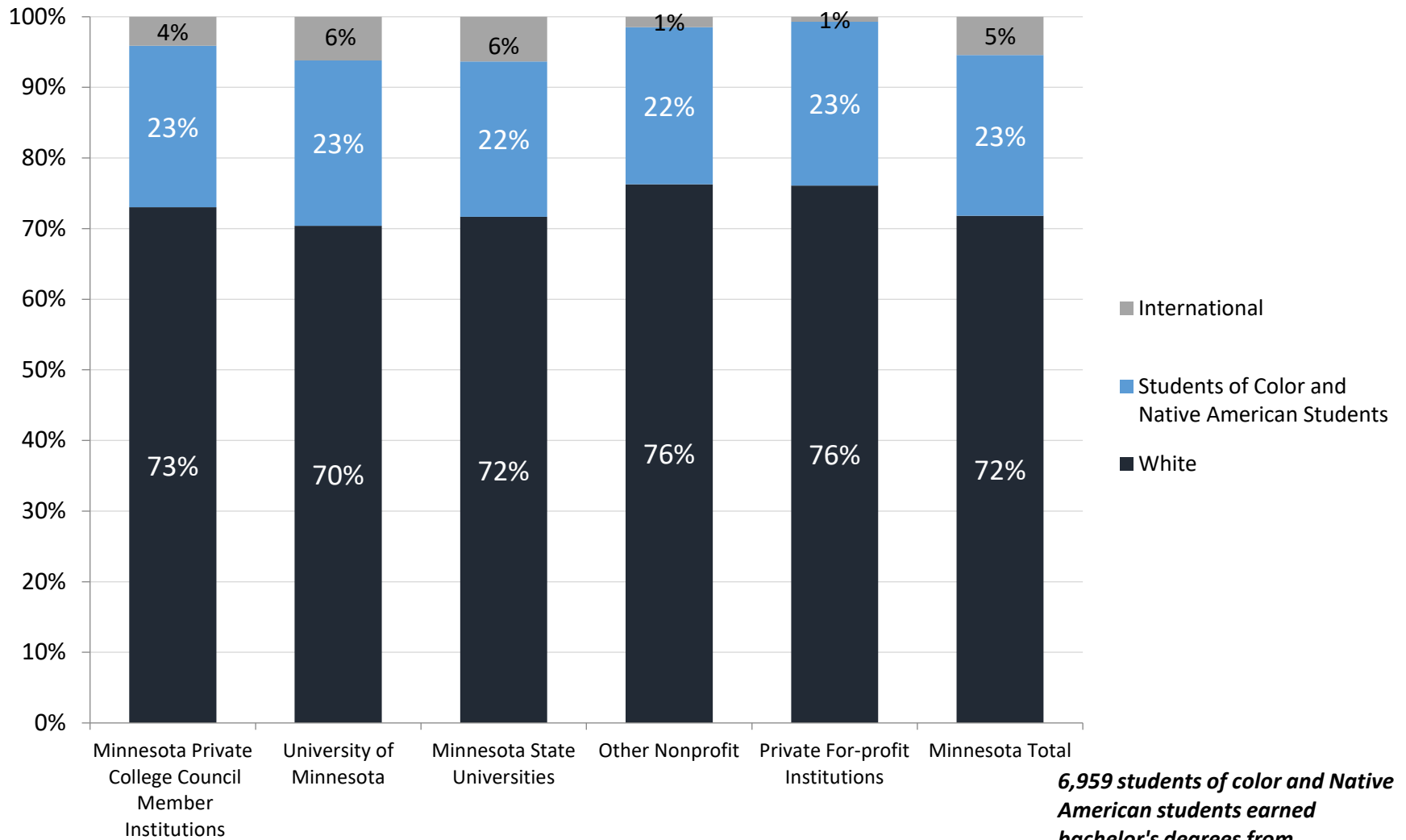
Source: Minnesota Private College Council analysis of NCES, IPEDS 2021-22

Where Students of Color and Native American Students Earned Bachelor's Degrees in Minnesota, 2021-22



Source: Minnesota Private College Council analysis of NCES, IPEDS 2021-22
Note: Does not include degrees earned from online schools

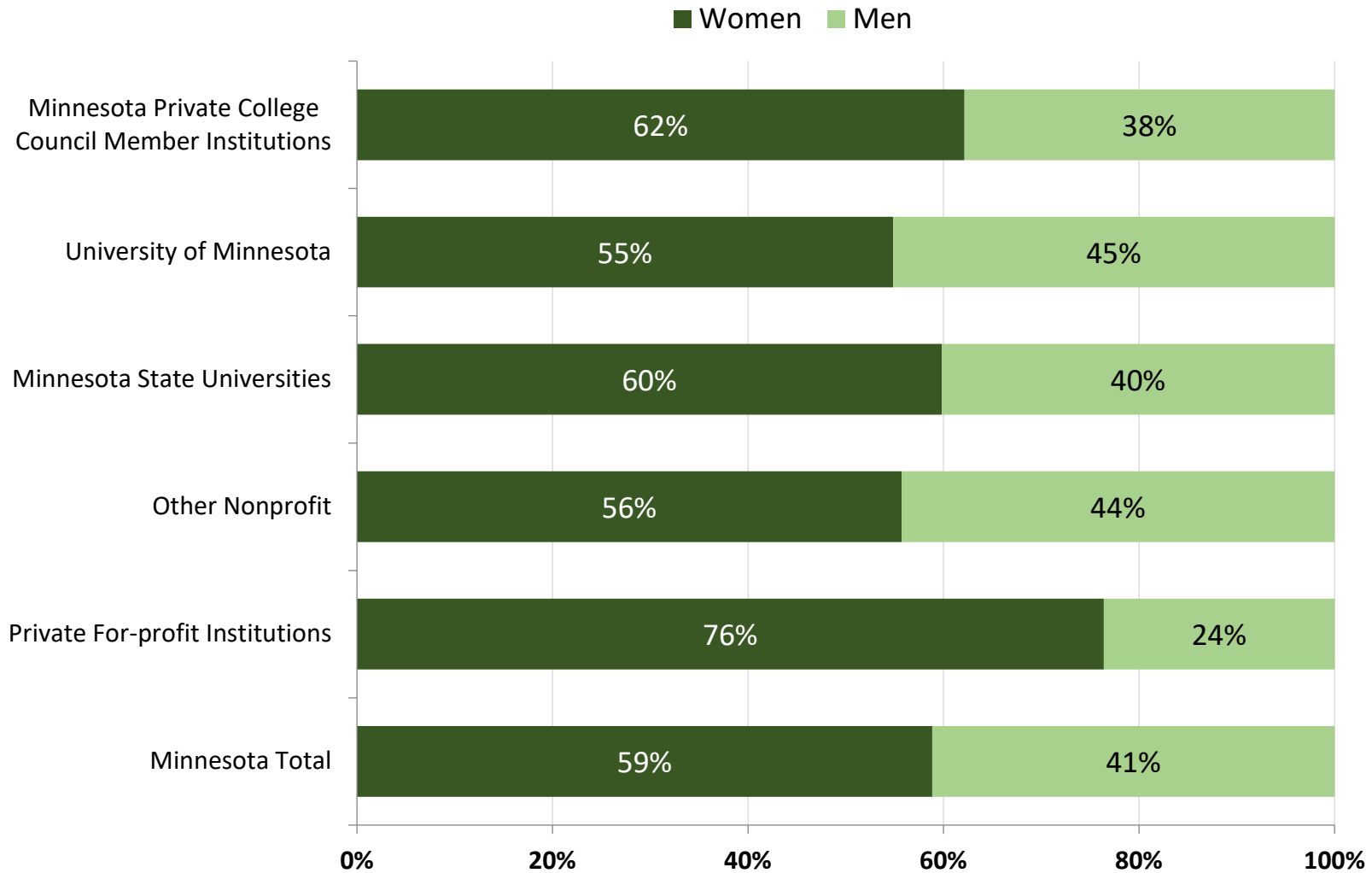
Share of Bachelor's Degrees Earned by Students of Color and Native American Students, White Students, and International Students by Sector, 2021-22



Source: Minnesota Private College Council analysis of NCES, IPEDS 2021-22

Note: Students of unknown race/ethnicity are excluded. Does not include degrees earned from online schools

Share of Minnesota Bachelor's Degrees by Gender, 2021-22

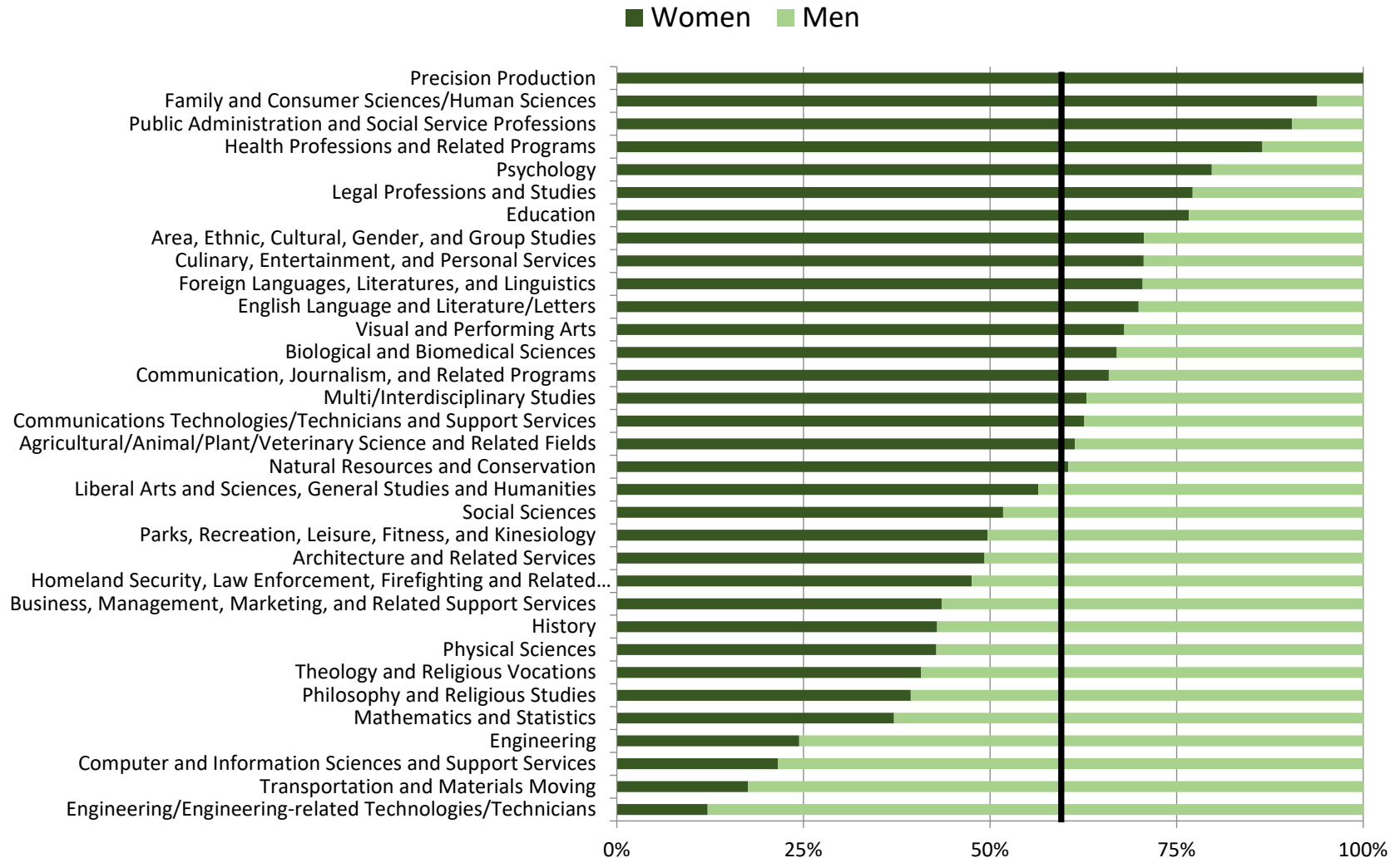


Source: Minnesota Private College Council analysis of NCES, IPEDS 2021-22

Note: Does not include degrees earned from online schools

Share of Minnesota Bachelor's Degrees Earned by Discipline by Gender

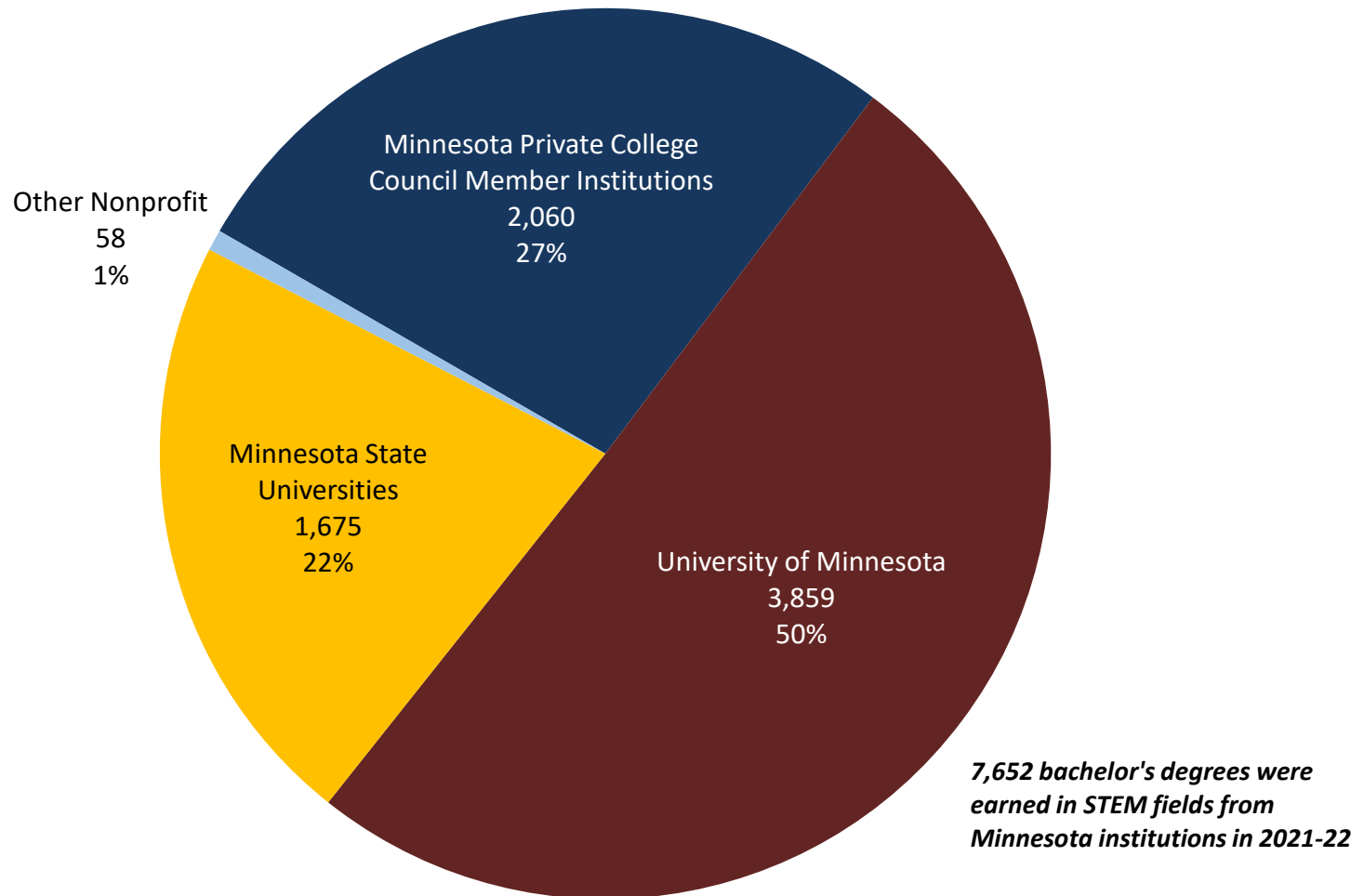
Women earned 59% of Bachelor's Degrees Awarded in Minnesota in 2021-22



Source: Minnesota Private College Council analysis of NCES, IPEDS 2021-22

Note: Does not include degrees earned from online schools

Bachelor's Degrees Earned in STEM by Sector, 2021-22

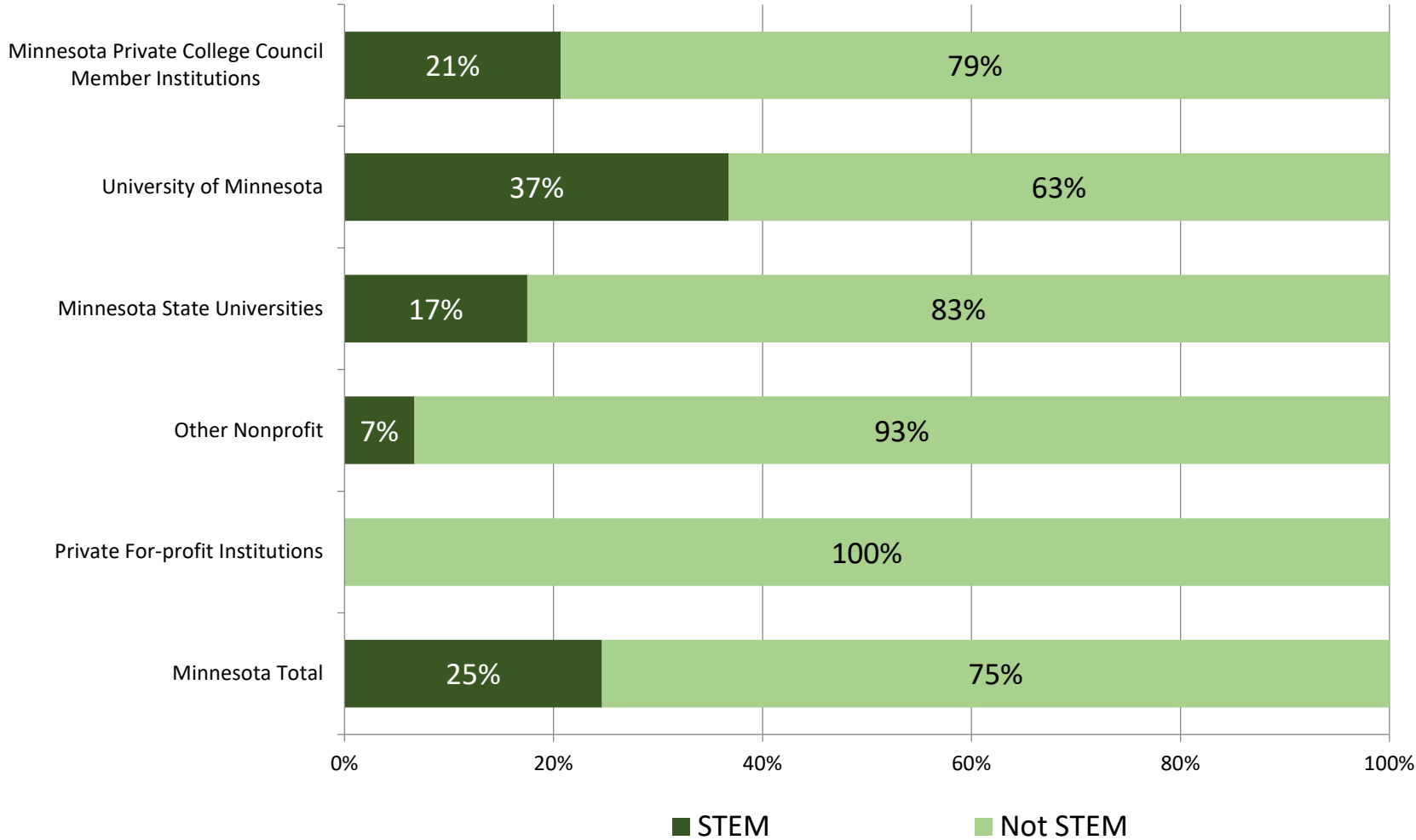


*STEM fields include biological and biomedical sciences, computer and information sciences, engineering, engineering technologies and engineering-related fields, mathematics and statistics, natural resources and conservation, and physical sciences.

Source: Minnesota Private College Council analysis of NCES, IPEDS 2021-22

Note: Does not include degrees earned from online schools

Share of Minnesota Bachelor's Degrees Earned that are STEM Degrees, 2021-22

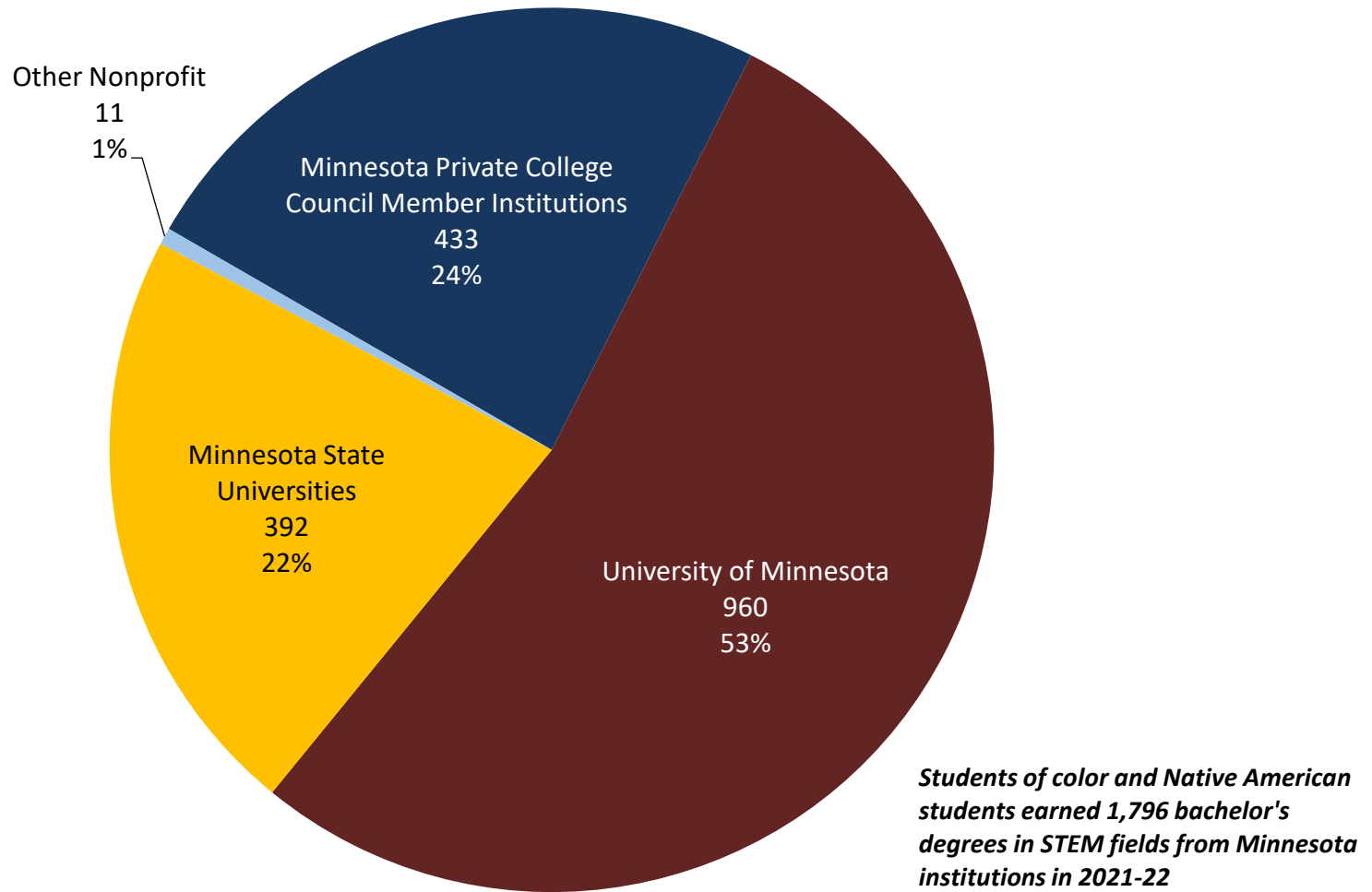


*STEM fields include biological and biomedical sciences, computer and information sciences, engineering, engineering technologies and engineering-related fields, mathematics and statistics, natural resources and conservation, and physical sciences.

Source: Minnesota Private College Council analysis of NCES, IPEDS 2021-22

Note: Does not include degrees earned from online schools

Where Students of Color and Native American Students Earned Bachelor's Degrees in STEM, 2021-22

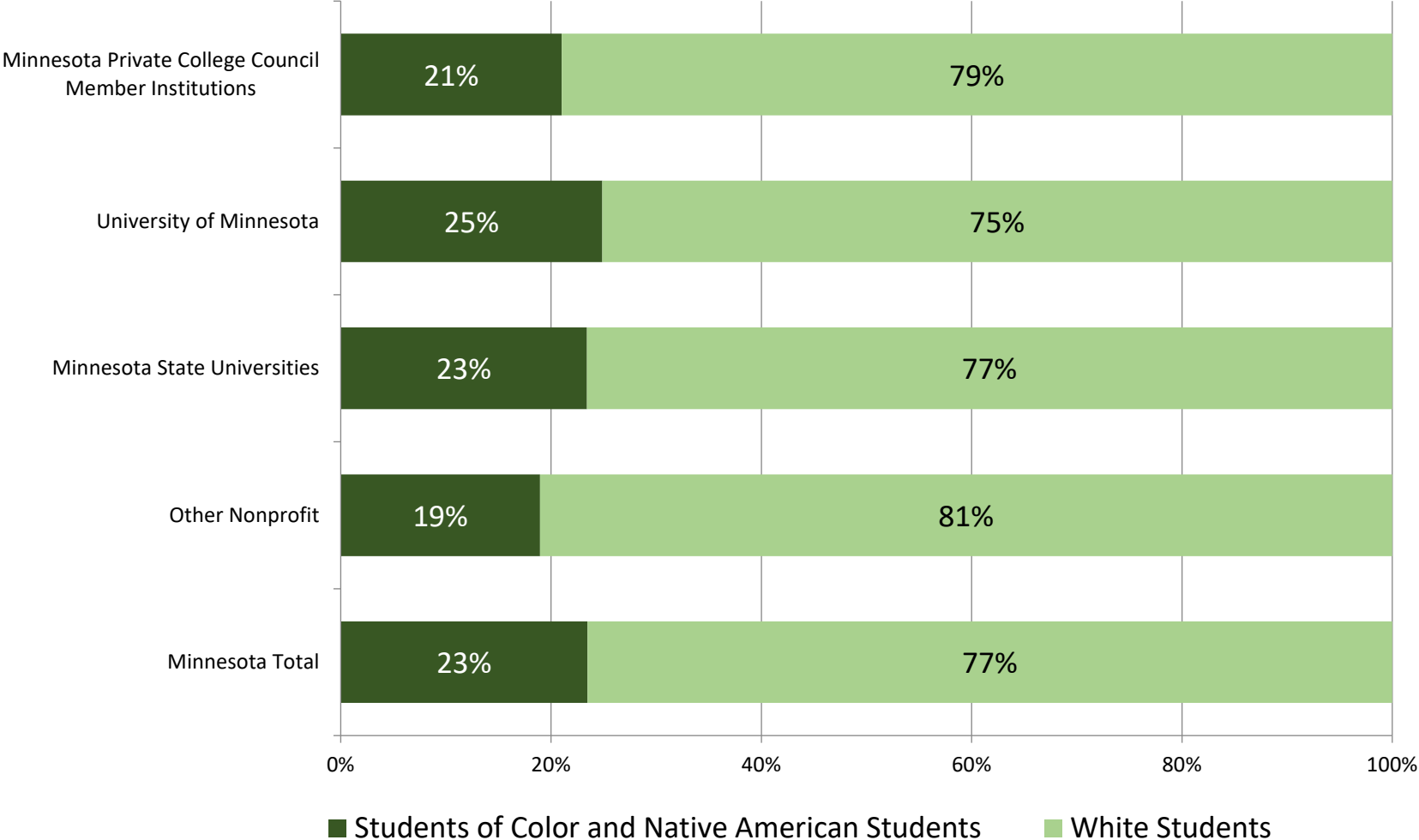


*STEM fields include biological and biomedical sciences, computer and information sciences, engineering, engineering technologies and engineering-related fields, mathematics and statistics, natural resources and conservation, and physical sciences.

Source: Minnesota Private College Council analysis of NCES, IPEDS 2021-22

Note: Does not include degrees earned from online schools

Share of Minnesota Bachelor's Degrees Earned in STEM Fields by Students of Color and Native American Students, 2021-22

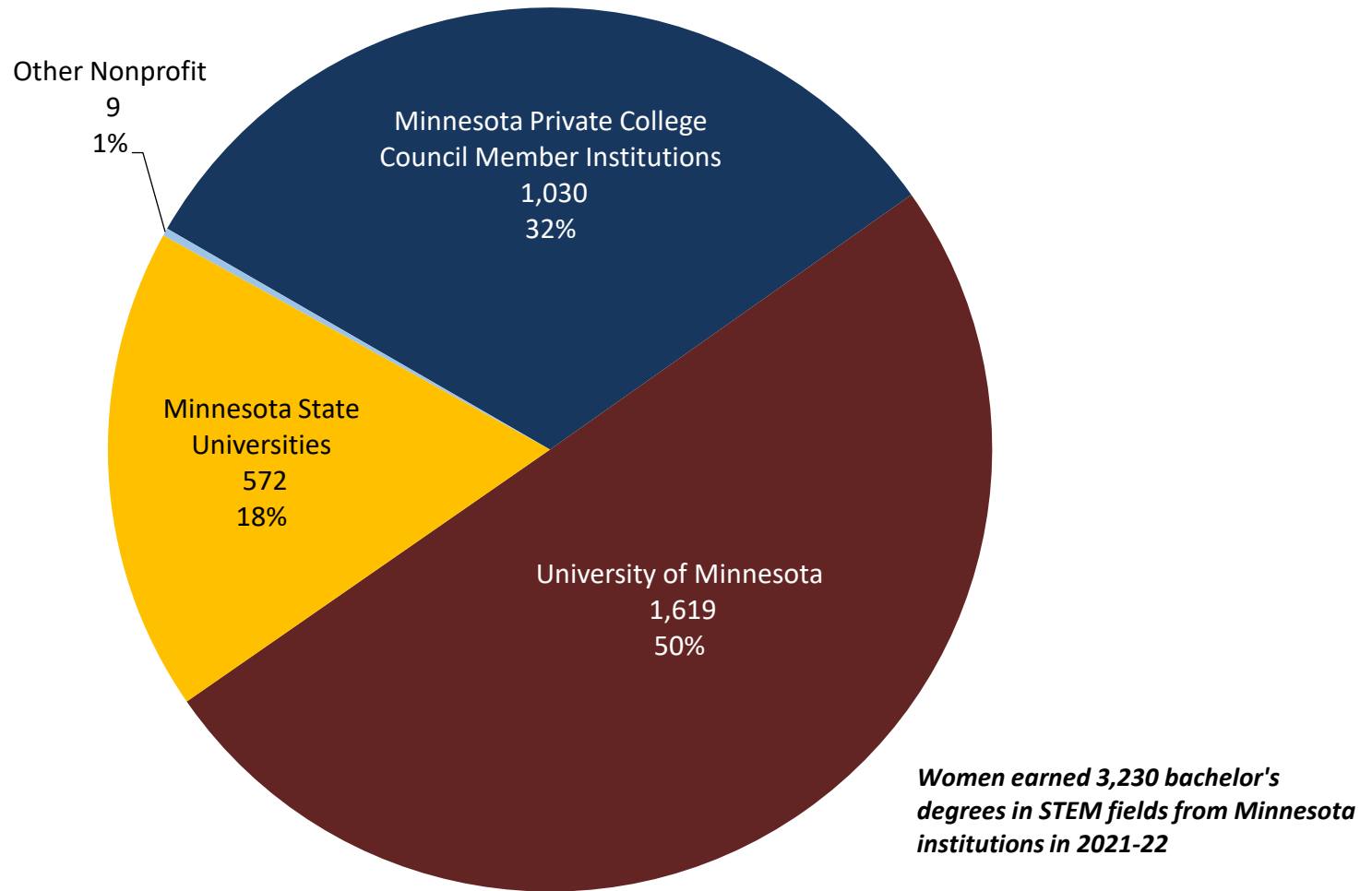


*STEM fields include biological and biomedical sciences, computer and information sciences, engineering, engineering technologies and engineering-related fields, mathematics and statistics, natural resources and conservation, and physical sciences.

Source: Minnesota Private College Council analysis of NCES, IPEDS 2021-22

Note: Does not include degrees earned from online schools

Where Women Earned Bachelor's Degrees in STEM, 2021-22

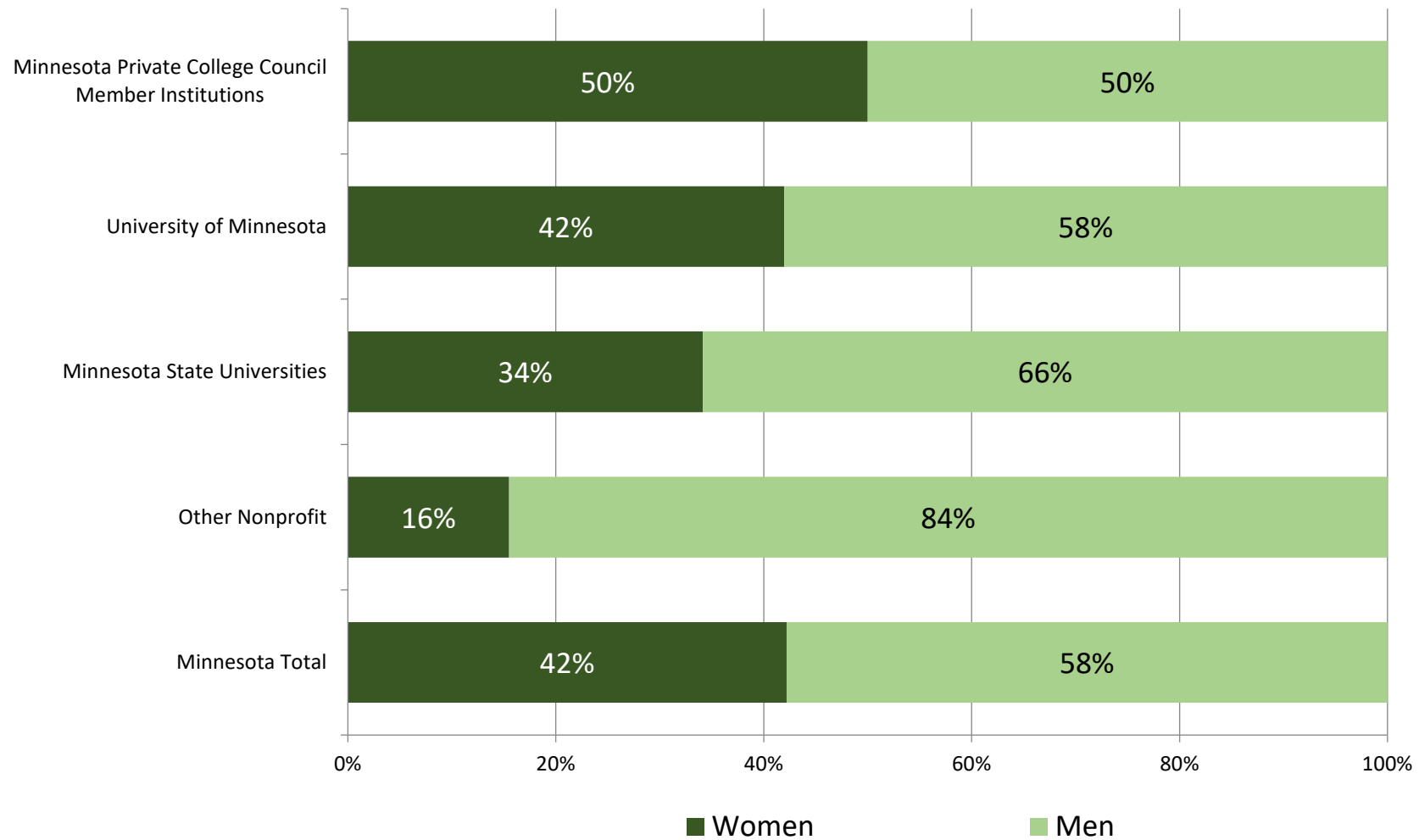


*STEM fields include biological and biomedical sciences, computer and information sciences, engineering, engineering technologies and engineering-related fields, mathematics and statistics, natural resources and conservation, and physical sciences.

Source: Minnesota Private College Council analysis of NCES, IPEDS 2021-22

Note: Does not include degrees earned from online schools

Share of Minnesota Bachelor's Degrees Earned in STEM Fields by Gender, 2021-22



*STEM fields include biological and biomedical sciences, computer and information sciences, engineering, engineering technologies and engineering-related fields, mathematics and statistics, natural resources and conservation, and physical sciences.

Source: Minnesota Private College Council analysis of NCES, IPEDS 2021-22

Note: Does not include degrees earned from online schools