

Six-year Graduation Rates by Need

November 2017

New IPEDS data available for the fall 2010 first-time, full-time cohort allow for the analysis of six-year graduation rates by several financial need indicators. The following report summarizes those data but we recognize the limited value in reporting on six-year graduation rates. Four-year graduation rates, the measure for on-time graduation, are not available. For more information on four-year graduation rates, please see the Council's *Graduation Rate Report* from November 2017.

The newly available graduation rate financial need indicators are:

- Pell Grant recipients: highest need, family incomes of less than \$50,000
- Students who received subsidized Stafford loans but no Pell Grant: some need, cost of attendance is higher than Expected Family Contribution (EFC) determined by the FAFSA
- Students who did not receive Pell Grants or subsidized Stafford loans: no need according to FAFSA or did not file a FAFSA

This report examines six-year graduation rates by these need indicators across sectors in Minnesota, with a national comparison. For a broader look at the higher education equity attainment gap, six year-graduation rates for white students and all students of color have also been included.

Across all sectors in Minnesota and for public and nonprofit colleges nationwide, higher graduation rates are associated with lower levels of need. For the 17 members of the Minnesota Private College Council (MPCC), the highest need students have a 66% six-year graduation rate, compared to 74% for students with some need, and 81% for students with no need.

Highlights

- MPCC member institutions have the highest combined graduation rate for all need subgroups in Minnesota—highest need, some need and no need (see pages 2-4).
- MPCC member institutions' six-year graduation rate for Pell Grant recipients was 66%.
 - This compares to 64% at the University of Minnesota (all campuses), 23% at the Minnesota State universities, 52% at nationwide private nonprofits, and 48% at nationwide publics.

Minnesota Private Colleges | Excellence within reach

Augsburg University
Bethany Lutheran College
Bethel University
Carleton College
College of Saint Benedict
The College of St. Scholastica

Concordia College, Moorhead
Concordia University, St. Paul
Gustavus Adolphus College
Hamline University
Macalester College
Minneapolis College of Art and Design

Saint John's University
Saint Mary's University of Minnesota
St. Catherine University
St. Olaf College
University of St. Thomas

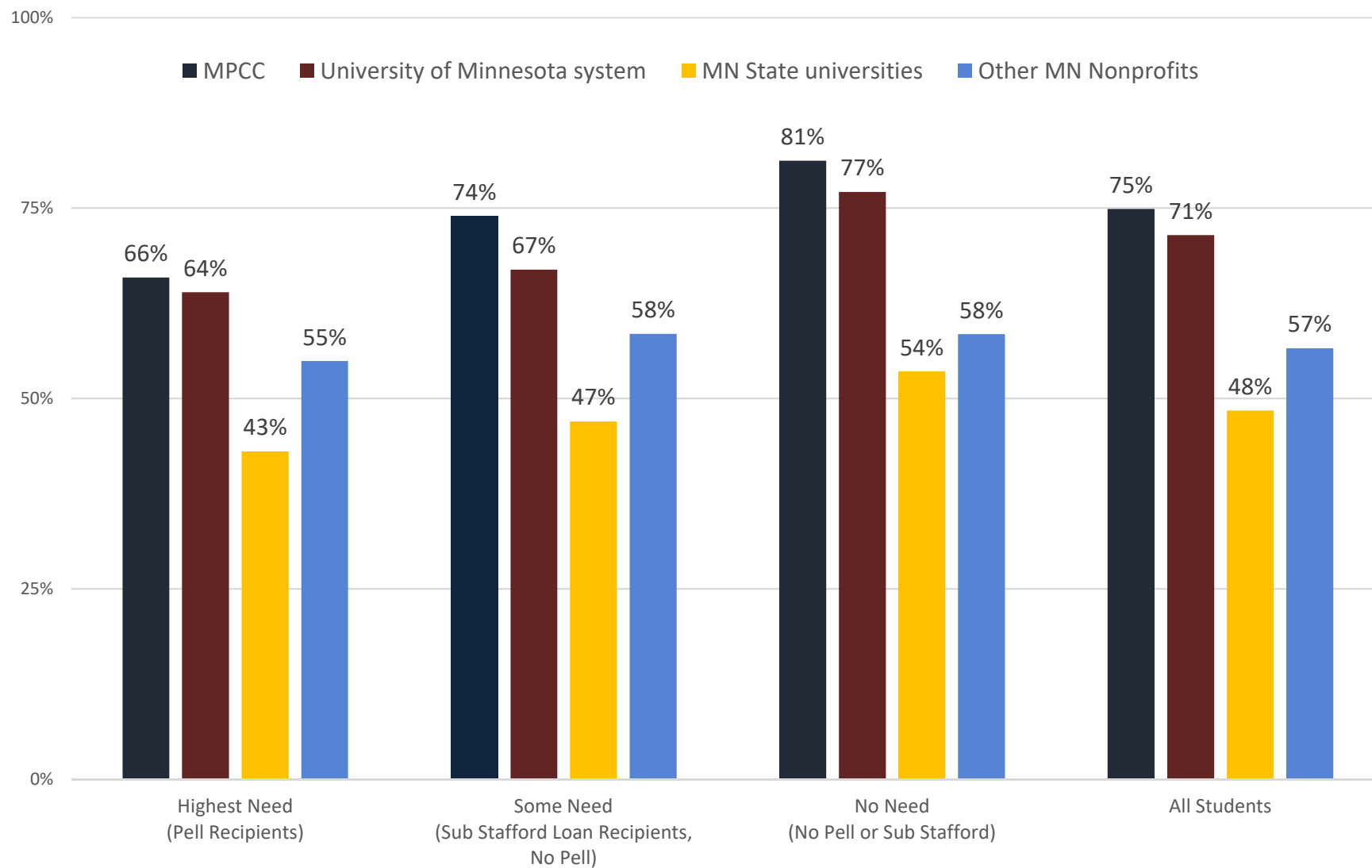
2015-16 Minnesota and Nationwide Graduation Rates by Sector by Need, Students of Color and White Students
(Fall 2010 first-time, full-time cohort)

		Grand Total	High Need (Pell recipient)	Some Need (Sub Stafford, No Pell)	No Need (No Pell, No Sub Stafford)	White	All Students of Color
Minnesota Private Colleges (MPCC)	Bachelor's or equivalent adjusted cohort	8,973	2,549	2,458	3,966	7,053	1,403
	6-year graduation rate	75%	66%	74%	81%	77%	66%
University of Minnesota	Bachelor's or equivalent adjusted cohort	8,386	2,163	1,864	4,359	6,741	1,326
	6-year graduation rate	71%	64%	67%	77%	72%	67%
Minnesota State Universities	Bachelor's or equivalent adjusted cohort	8,821	3,018	2,052	3,751	7,441	1,041
	6-year graduation rate	48%	43%	47%	54%	50%	34%
Other MN Private Nonprofit Colleges (4-Year)	Bachelor's or equivalent adjusted cohort	1,101	581	265	255	917	132
	6-year graduation rate	57%	55%	58%	58%	59%	42%
Nationwide Private Nonprofit Institutions	Bachelor's or equivalent adjusted cohort	486,847	168,781	122,852	195,214	296,801	129,909
	6-year graduation rate	66%	52%	68%	74%	69%	58%
Nationwide Public Institutions	Bachelor's or equivalent adjusted cohort	941,017	344,908	156,725	439,384	583,141	302,568
	6-year graduation rate	59%	48%	60%	66%	62%	53%

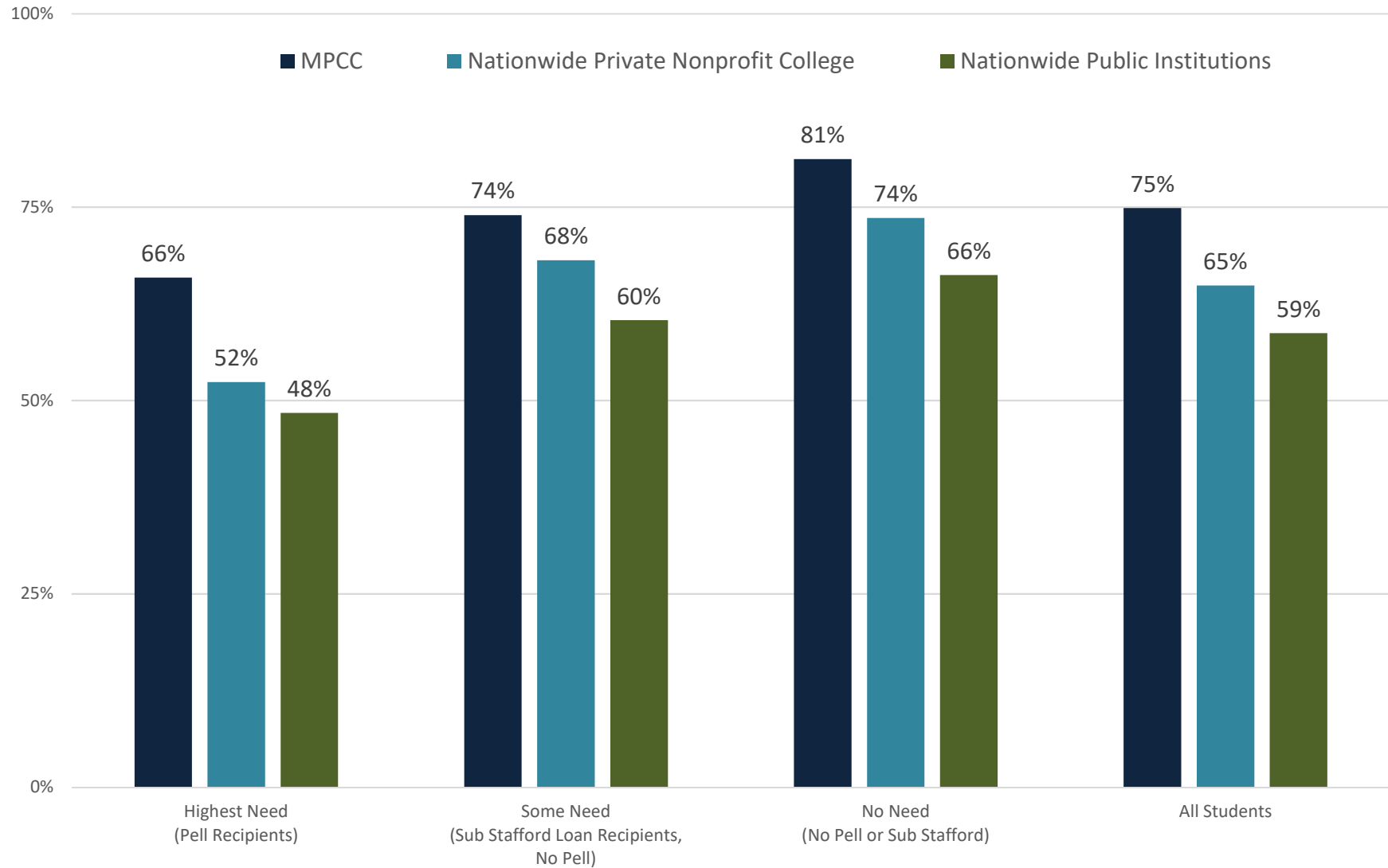
Source: U.S. Department of Education, IPEDS 2010 Cohort.

Note: Calculation for Students of Color does not include unknown race/ethnicity or nonresidents

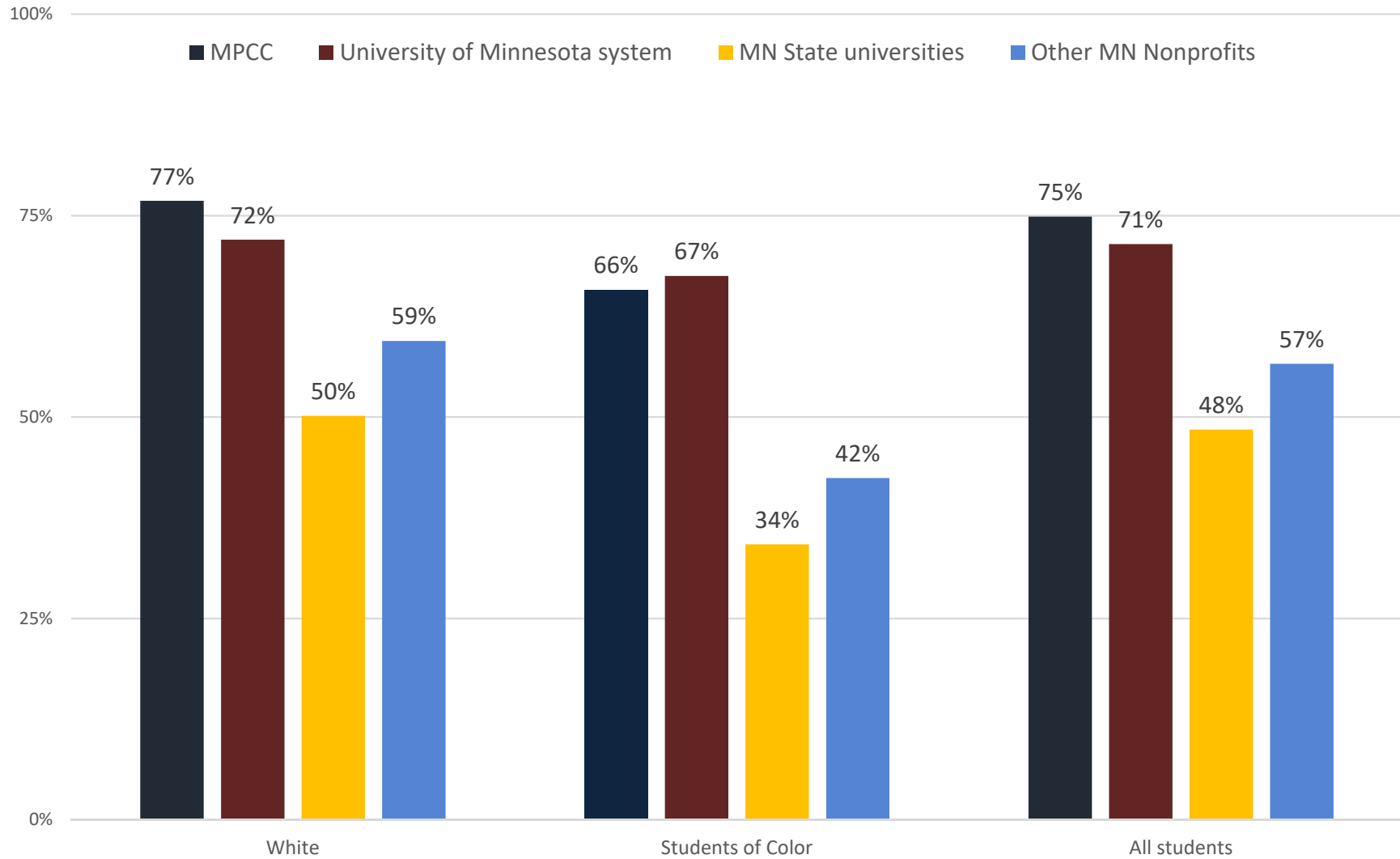
Minnesota Bachelor Degree 6-year Graduation Rates by Need (fall 2010 cohort)



MPCC and Nationwide Bachelor Degree 6-year Graduation Rates by Need (fall 2010 cohort)



Minnesota Bachelor Degree 6-year Graduation for Students of Color and White Students (fall 2010 cohort)



MPCC and Nationwide Bachelor Degree 6-year Graduation Rates for Students of Color and White Students

